

**REGIONE  
TOSCANA**



**DIREZIONE DELLE POLITICHE MOBILITA'  
INFRASTRUTTURE E TRASPORTO  
PUBBLICO LOCALE**

# **S.R. n° 69 "Di Val d'Arno" Variante in riva destra d'Arno LOTTO 5**

*Provincia di Firenze e Arezzo  
Comune di Figline e Incisa Valdarno, Castelfranco  
Piandiscò e San Giovanni Valdarno*



## **PROGETTO DEFINITIVO**

### **SEZIONI TRASVERSALI TRATTO 3**

NOME FILE: 2021\_07\_30\_prog01\_tris

C.U.P. D31B1800053002

**R.U.P.: Ing. Antonio De Crescenzo**

**EL. N.**

**DC1204\_0**

**SCALA: 1:200**

*Data revisione elaborato:*

**29/07/2021**

**PROGETTISTA:**

*Ing. Alessio Gensini*

**COLLABORATORI:**

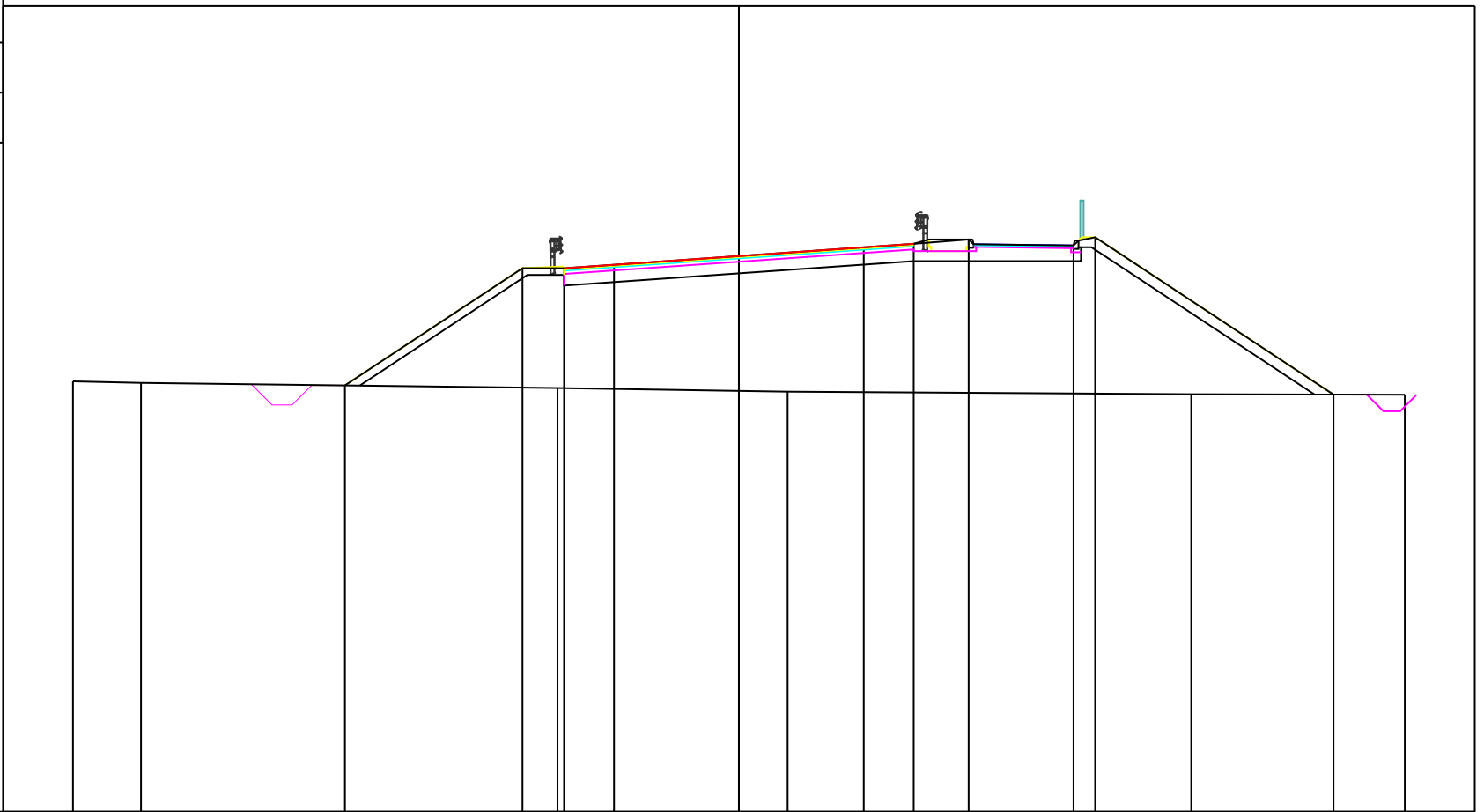
**SETTORE PROGETTAZIONE E REALIZZAZIONE VIABILITA' REGIONALE  
FIRENZE - PRATO - PISTOIA**



PROFILO Tr3\_07\_20

SEZIONE FC/IRC

PROGRESSIVA 60.44

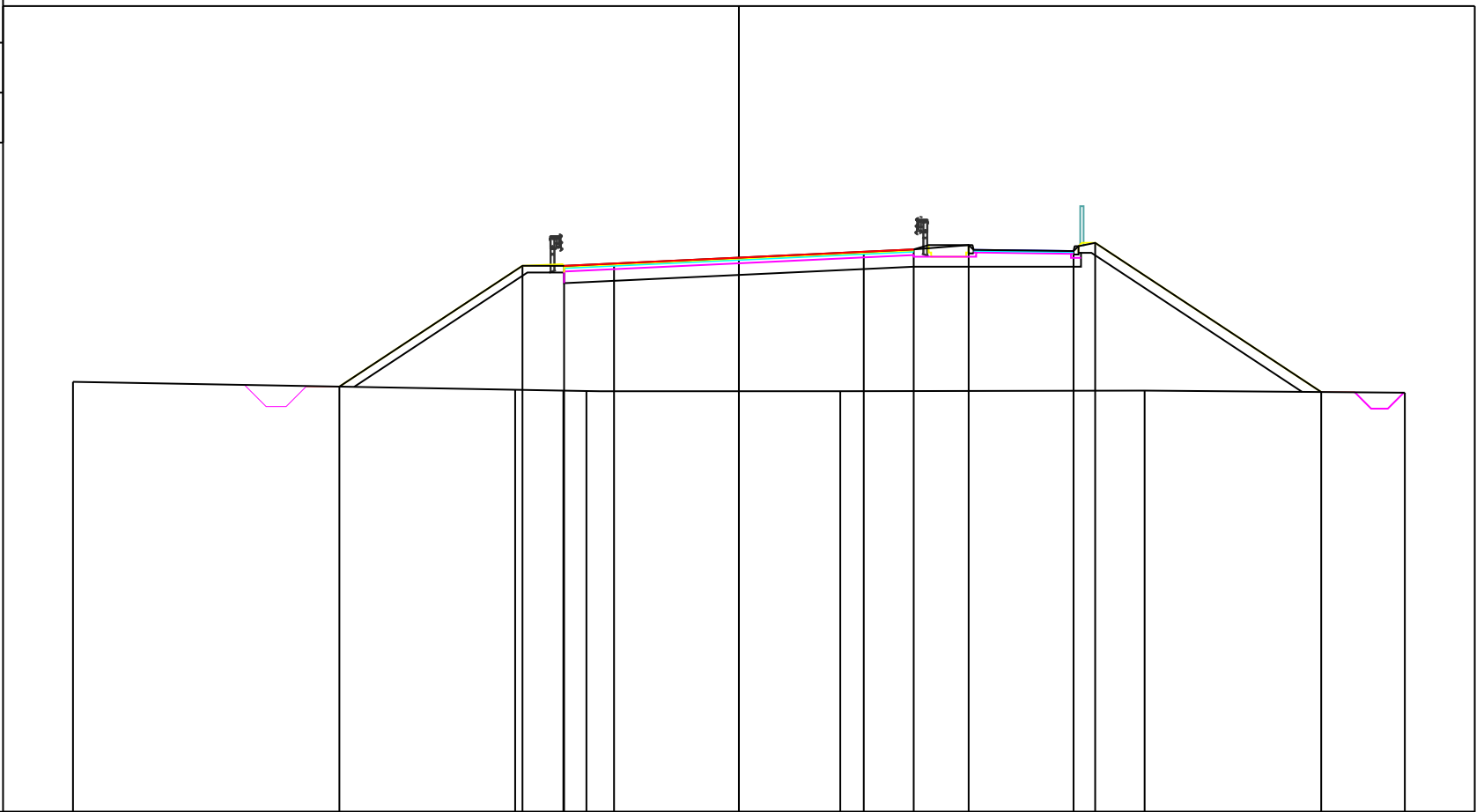


PROGRESSIVE TERRENO	-20.00	-17.96	-5.45	1.46	13.59	20.00						
PARZIALI TERRENO	2.04	12.51	6.91	12.13	6.41							
QUOTE TERRENO	126.93	126.88	126.73	126.62	126.54	126.53						
PROGRESSIVE PROGETTO		-11.83	-6.50	-5.25	-3.75	0.00	3.75	5.25	6.90	10.05	10.70	17.86
PARZIALI PROGETTO		5.33	1.25	1.50	3.75	3.75	1.50	1.65	3.15	0.65	7.16	
QUOTE PROGETTO		126.81	130.33	130.32	130.43	130.69	130.95	131.06	131.19	131.01	131.26	126.53

PROFILO Tr3\_07\_20

SEZIONE 4-Tomb\_ingr\_cassa

PROGRESSIVA 90.00



114

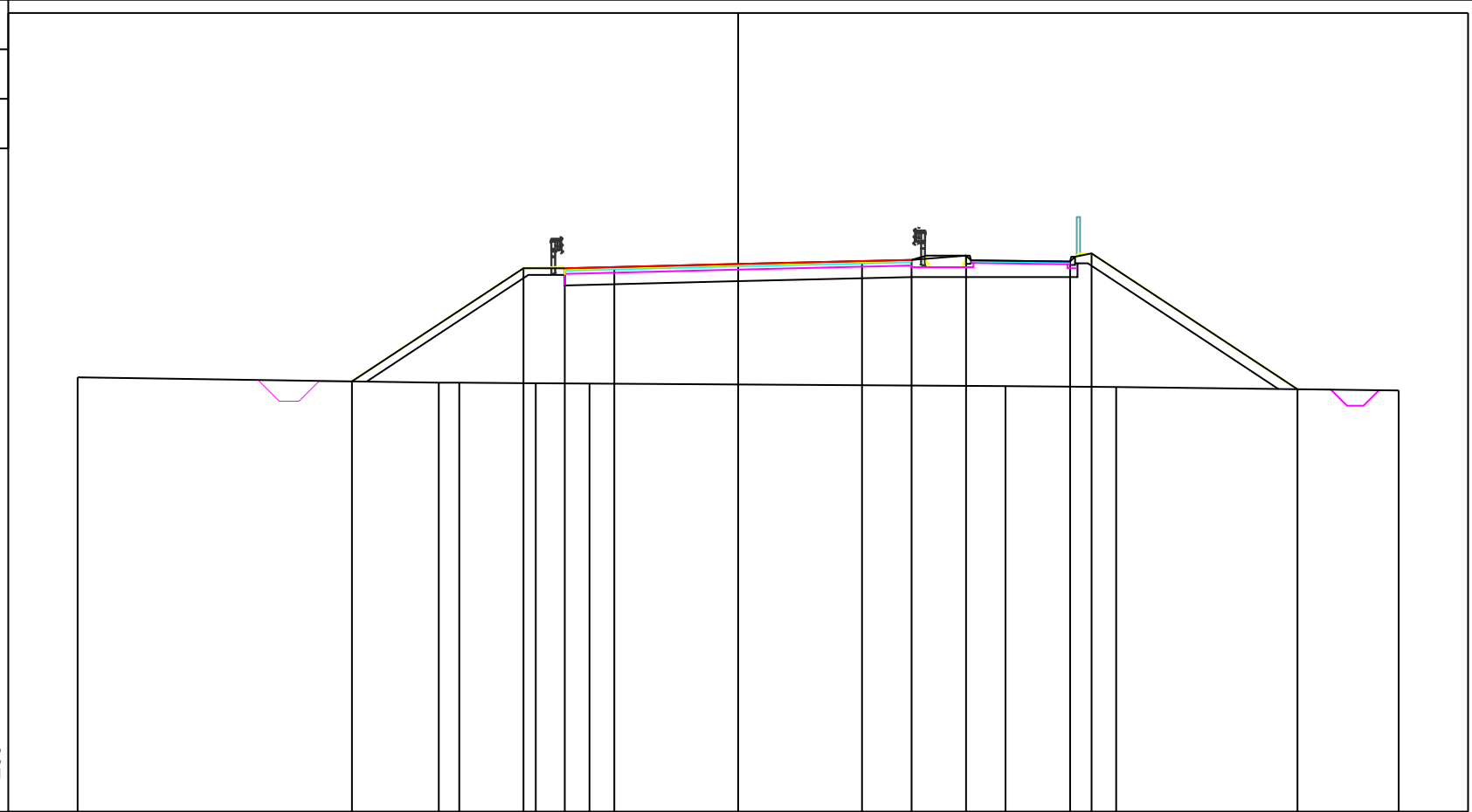
200  
200

PROGRESSIVE TERRENO	-20.00			-6.72	-5.27	-4.58				3.04				12.19		20.00	
PARZIALI TERRENO		13.28		1.45	0.69		7.62			9.15				7.81			
QUOTE TERRENO	126.91			126.68	126.65	126.64				126.63				126.65		126.59	
PROGRESSIVE PROGETTO		-12.00		-6.50	-5.25	-3.75		0.00		3.75	5.25	6.90		10.05	10.70		17.49
PARZIALI PROGETTO			5.50	1.25	1.50		3.75		3.75	1.50	1.65	3.15	0.65		6.79		
QUOTE PROGETTO		126.77		130.40	130.40	130.47		130.64		130.82	130.89	131.02		130.84	131.09		126.61

PROFILO Tr3\_07\_20

SEZIONE 5

PROGRESSIVA 120.00



114  
PROGRESSIVE  
TERRENO

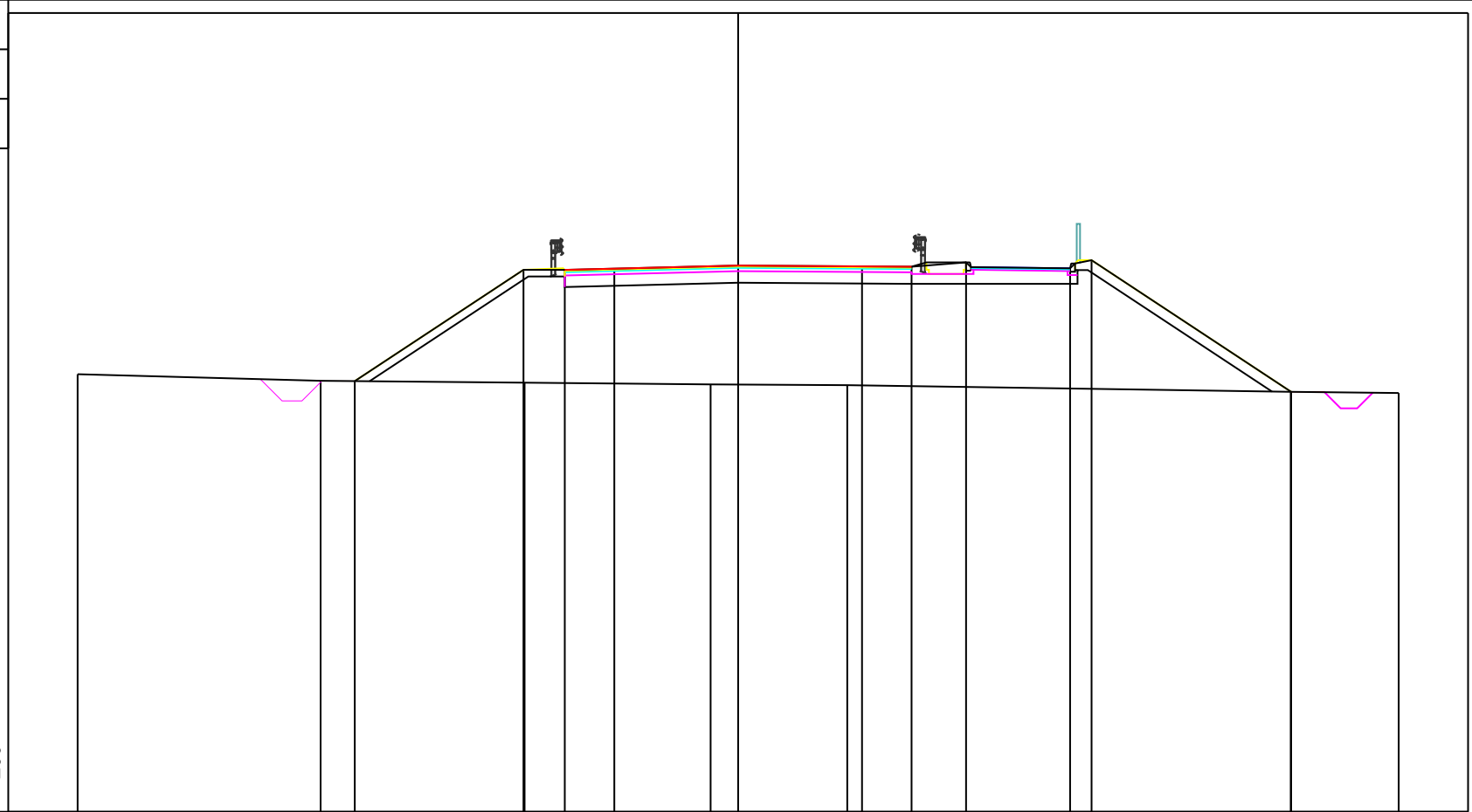
200  
200

PROGRESSIVE TERRENO	-20.00		-9.06	-8.44	-6.13	-4.50				8.09	11.45		20.00	
PARZIALI TERRENO		10.94	0.62	2.31	1.63		12.59			3.36		8.55		
QUOTE TERRENO	127.16		127.00	127.00	126.98	126.97				126.90	126.87		126.76	
PROGRESSIVE PROGETTO		-11.69		-6.50	-5.25	-3.75	0.00		3.75	5.25	6.90	10.05	10.70	16.93
PARZIALI PROGETTO			5.19	1.25	1.50	3.75		3.75	1.50	1.65	3.15	0.65	6.23	
QUOTE PROGETTO		127.04		130.47	130.47	130.50	130.60		130.68	130.72	130.85	130.67	130.92	126.80

PROFILO Tr3\_07\_20

SEZIONE 6

PROGRESSIVA 150.00



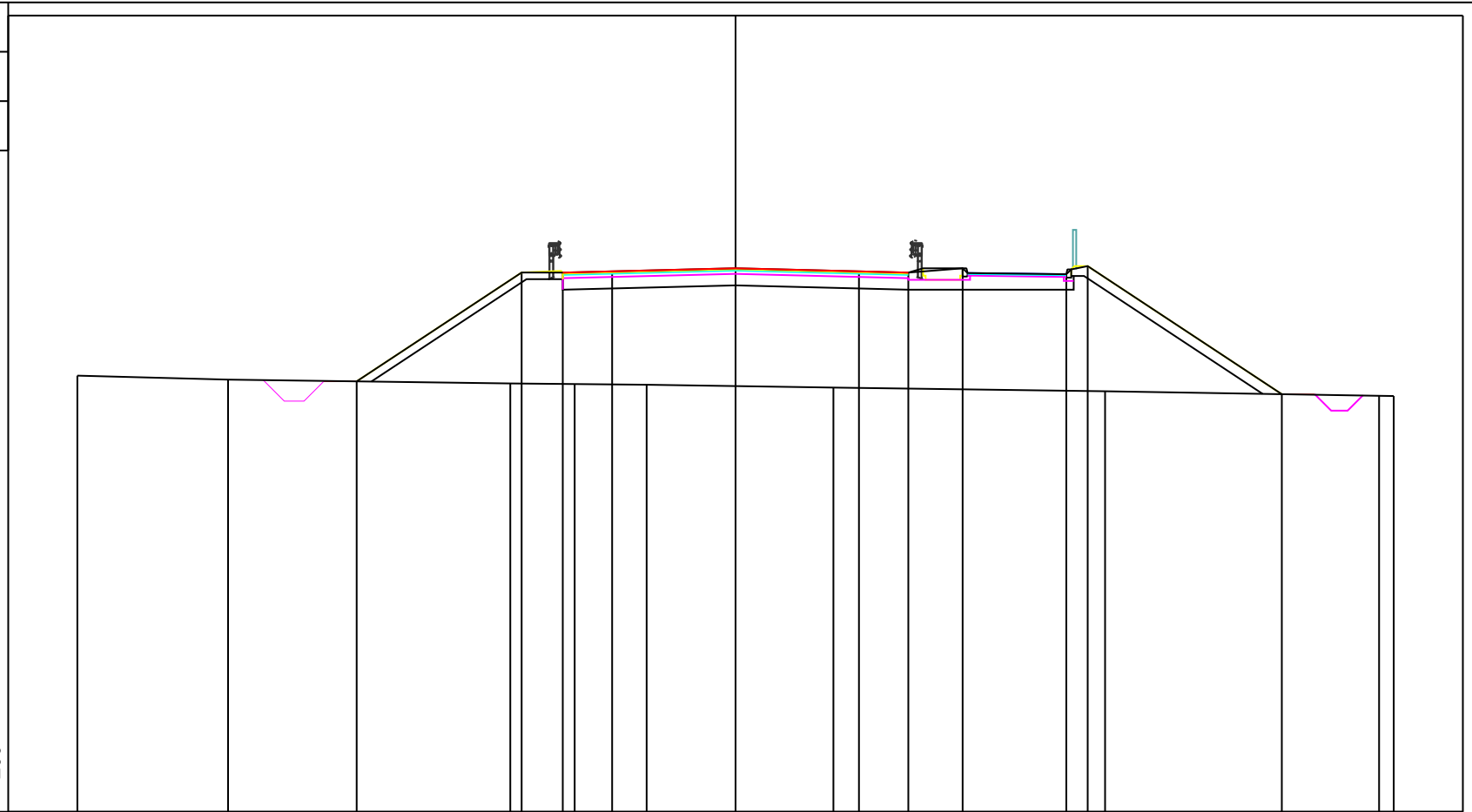
200  
200

PROGRESSIVE TERRENO	-20.00	-12.64	-6.47	-0.83	3.30	16.73	20.00					
PARZIALI TERRENO	7.36	6.17	5.64	4.13	13.43	3.27						
QUOTE TERRENO	127.26	127.06	127.00	126.95	126.92	126.72	126.69					
PROGRESSIVE PROGETTO		-11.61	-6.50	-5.25	-3.75	0.00	3.75	5.25	6.90	10.05	10.70	16.74
PARZIALI PROGETTO		5.11	1.25	1.50	3.75	3.75	1.50	1.65	3.15	0.65	6.04	
QUOTE PROGETTO		127.05	130.42	130.42	130.45	130.55	130.52	130.51	130.64	130.46	130.71	126.72

PROFILO Tr3\_07\_20

SEZIONE FRC/RT

PROGRESSIVA 168.41



114

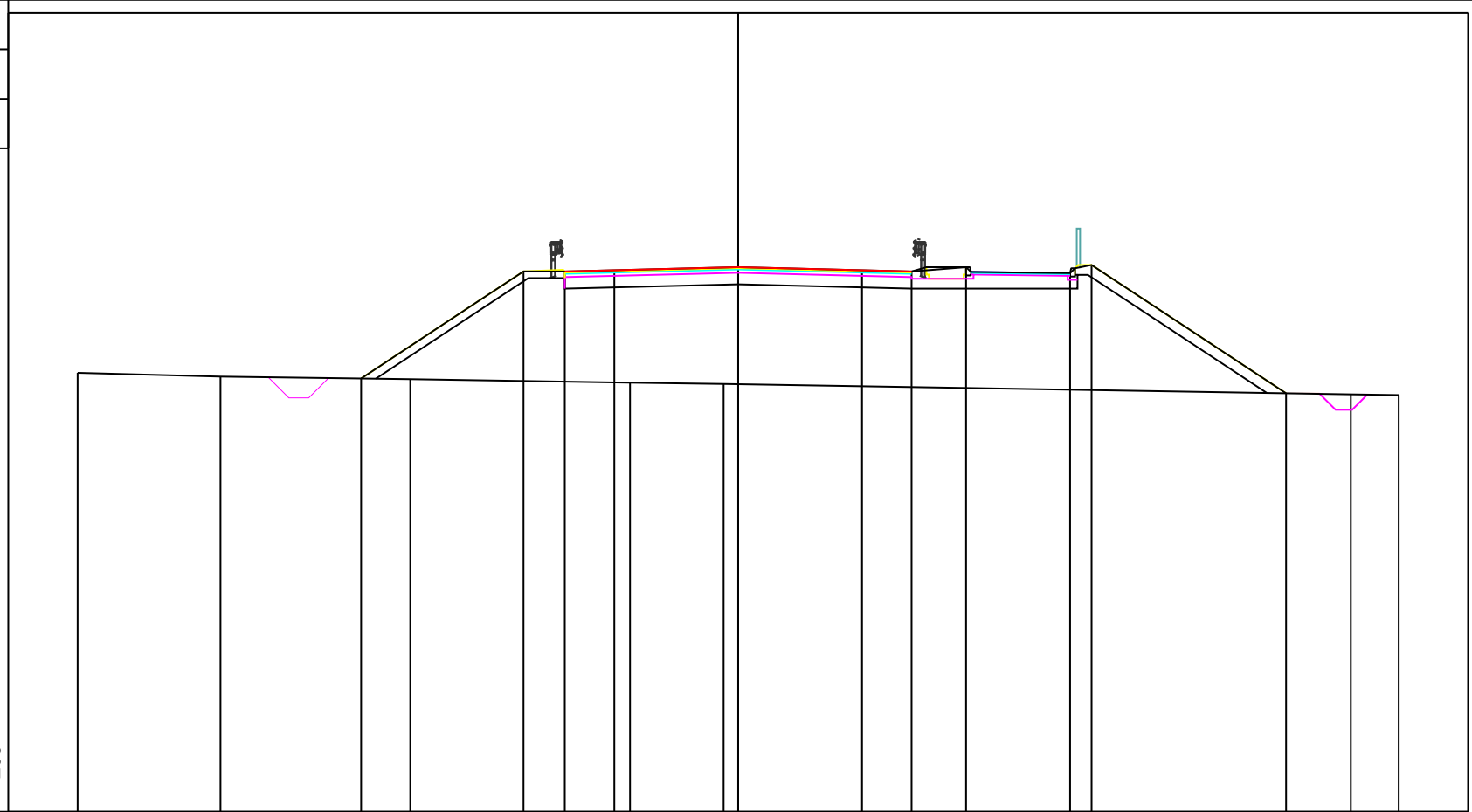
200 200

PROGRESSIVE TERRENO	-20.00	-15.42		-6.84	-4.89	-2.70		2.97		11.23		19.55	20.00
PARZIALI TERRENO		4.58	8.58	1.95	2.19	5.67		8.26		8.32		0.45	
QUOTE TERRENO	127.26	127.13		127.02	127.00	126.98		126.89		126.78		126.64	126.64
PROGRESSIVE PROGETTO			-11.51	-6.50	-5.25	-3.75	0.00	3.75	5.25	6.90	10.05	10.70	16.60
PARZIALI PROGETTO			5.01	1.25	1.50	3.75		3.75	1.50	1.65	3.15	0.65	5.90
QUOTE PROGETTO			127.08	130.39	130.39	130.43	130.52	130.43	130.39	130.52	130.34	130.58	126.69

PROFILO Tr3\_07\_20

SEZIONE 7

PROGRESSIVA 180.00



200  
200

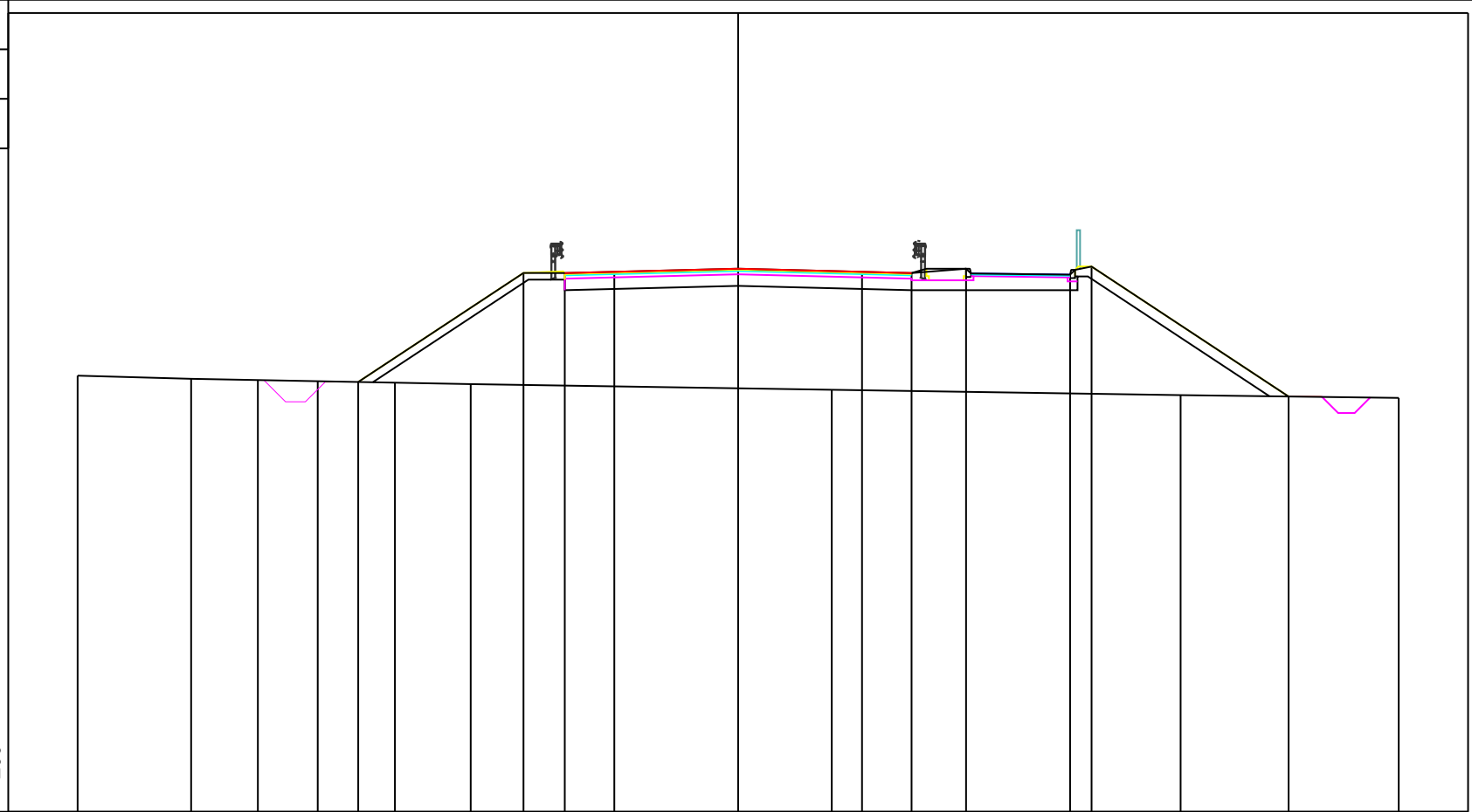
PROGRESSIVE TERRENO	-20.00	-15.67	-9.93	-3.27	-0.44							18.55	20.00
PARZIALI TERRENO	4.33	5.74	6.66	2.83				18.99				1.45	
QUOTE TERRENO	127.30	127.18	127.11	127.00	126.96							126.65	126.63
PROGRESSIVE PROGETTO			-11.42	-6.50	-5.25	-3.75	0.00	3.75	5.25	6.90	10.05	10.70	16.59
PARZIALI PROGETTO			4.92	1.25	1.50	3.75	3.75	1.50	1.65	3.15	0.65	5.89	
QUOTE PROGETTO			127.13	130.37	130.37	130.41	130.50	130.41	130.37	130.50	130.32	130.57	126.68



PROFILO Tr3\_07\_20

SEZIONE 8

PROGRESSIVA 210.00



114

200 200

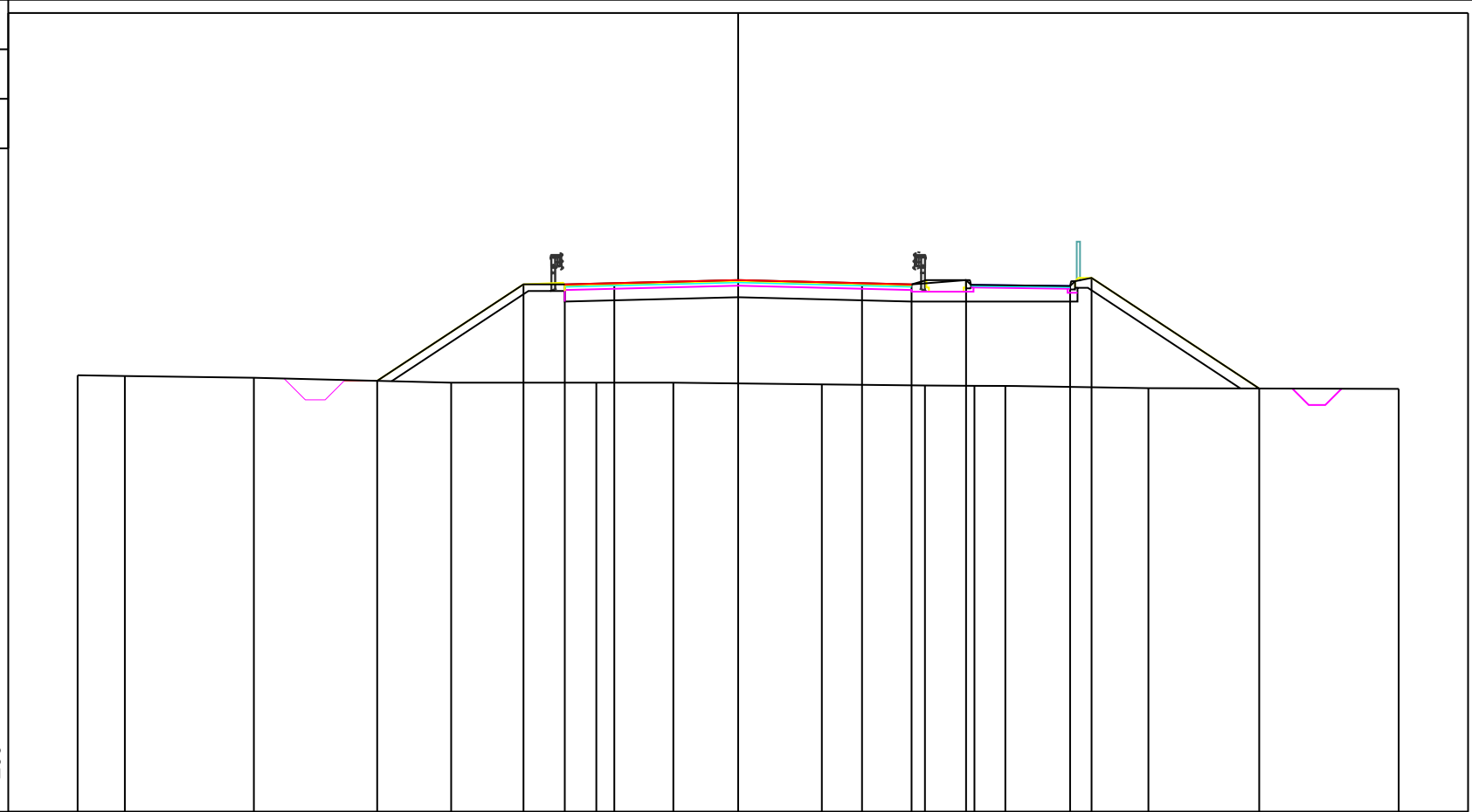
PROGRESSIVE TERRENO	-20.00	-16.56	-14.54	-12.73	-10.39	-8.10					2.83				13.40		20.00
PARZIALI TERRENO		3.44	2.02	1.81	2.34	2.29				10.93					10.57		6.60
QUOTE TERRENO	127.21	127.12	127.08	127.04	127.00	126.96					126.78				126.62		126.54
PROGRESSIVE PROGETTO					-11.50	-6.50	-5.25	-3.75	0.00		3.75	5.25	6.90	10.05	10.70		16.67
PARZIALI PROGETTO						5.00	1.25	1.50	3.75		3.75	1.50	1.65	3.15	0.65		5.97
QUOTE PROGETTO					127.02	130.32	130.32	130.36	130.45		130.36	130.32	130.45	130.27	130.52		126.58



PROFILO Tr3\_07\_20

SEZIONE 10

PROGRESSIVA 270.00



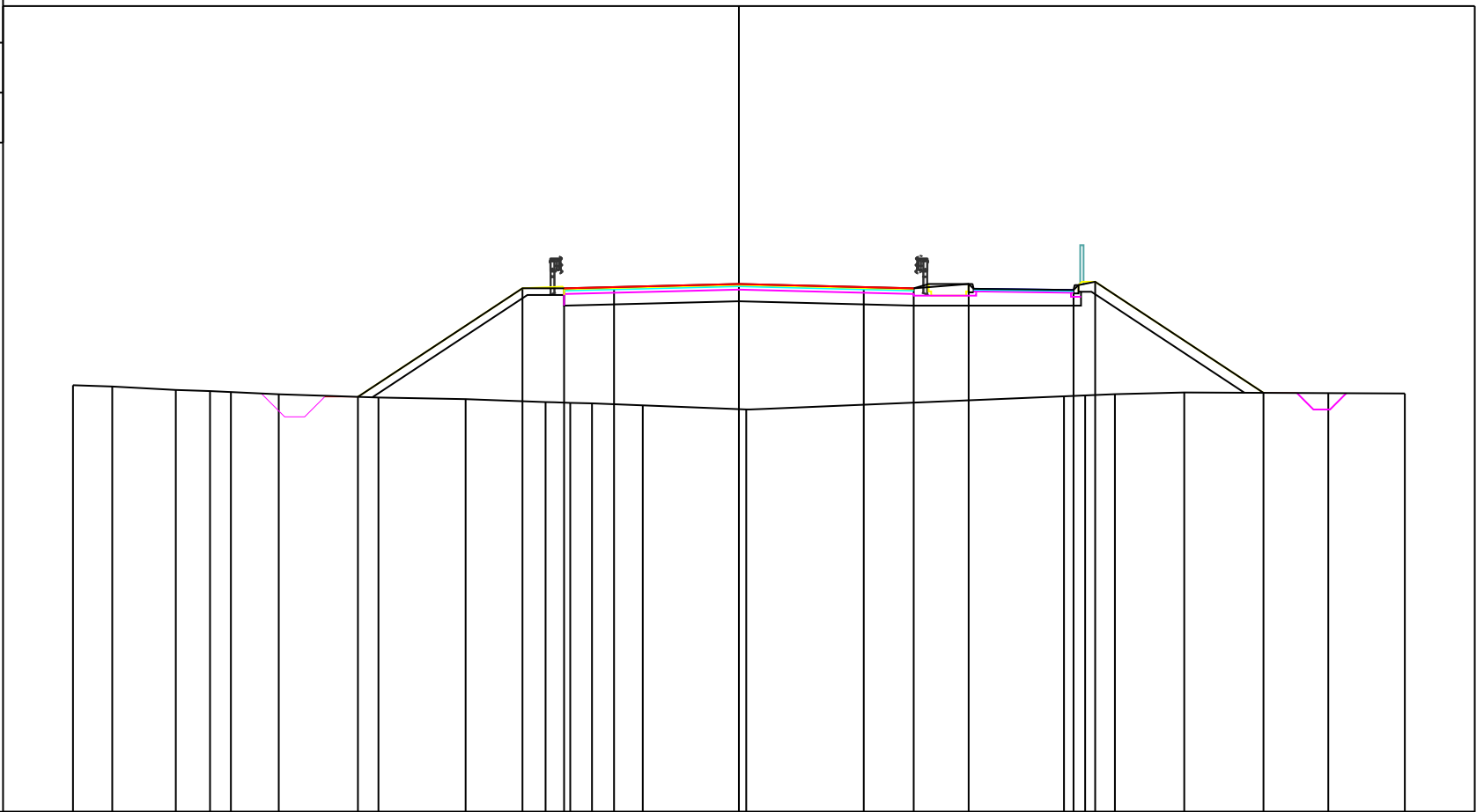
PROGRESSIVE TERRENO	-20.00	-18.57	-14.66	-8.69	-4.29	-1.96	2.53	5.66	7.15	8.09	12.42	20.00	
PARZIALI TERRENO	1.43	3.91	5.97	4.40	2.33	4.49	3.13	1.49	0.94	4.33	7.58		
QUOTE TERRENO	127.22	127.20	127.15	127.00	127.00	127.00	126.95	126.91	126.90	126.90	126.83	126.81	
PROGRESSIVE PROGETTO			-10.93	-6.50	-5.25	-3.75	0.00	3.75	5.25	6.90	10.05	10.70	15.78
PARZIALI PROGETTO			4.43	1.25	1.50	3.75	3.75	1.50	1.65	3.15	0.65	5.08	
QUOTE PROGETTO			127.06	129.98	129.98	130.01	130.11	130.01	129.98	130.11	129.93	130.17	126.82

PROFILO Tr3\_07\_20

SEZIONE 10-11-Tombino

PROGRESSIVA 294.34

114  
200 200

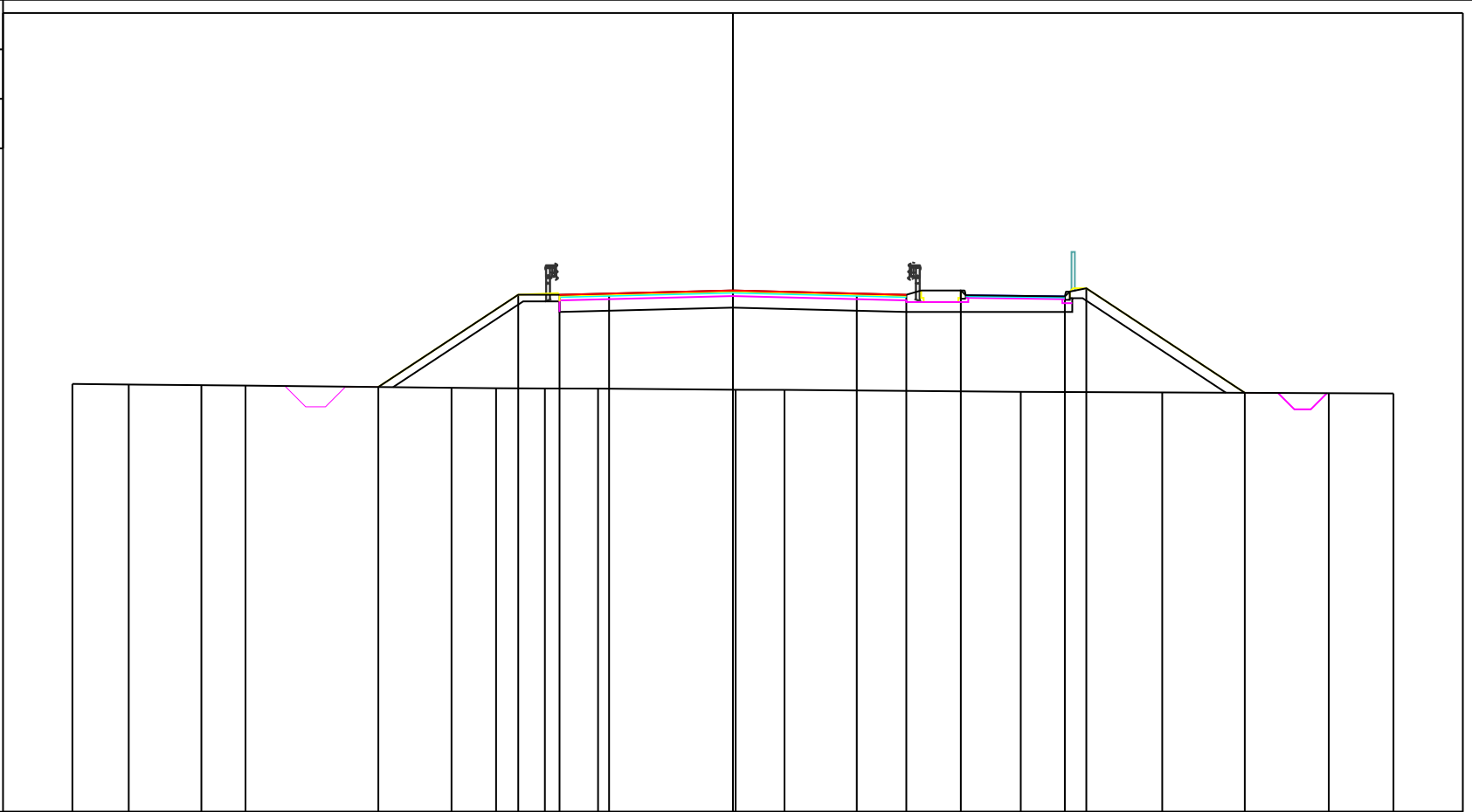


PROGRESSIVE TERRENO	-20.00	-18.82	-16.91	-15.88	-15.26	-13.82	-10.83	-8.21	-5.81	-5.07	-4.41	-2.89	0.22	9.76	10.40	11.29	13.38	17.70	20.00
PARZIALI TERRENO	1.18	1.91	1.03	0.62	1.44	2.99	2.62	2.40	0.74	0.66	1.52	3.11	9.54	0.64	0.89	2.09	4.32	2.30	
QUOTE TERRENO	126.81	126.77	126.67	126.64	126.61	126.54	126.44	126.39	126.31	126.28	126.27	126.21	126.08	126.48	126.51	126.54	126.59	126.57	126.56
PROGRESSIVE PROGETTO							-11.44		-6.50	-5.25	-3.75	0.00	3.75	5.25	6.90	10.05	10.70	15.75	
PARZIALI PROGETTO							4.94		1.25	1.50	3.75	3.75	1.50	1.65	3.15	0.65	5.05		
QUOTE PROGETTO							126.46		129.72	129.72	129.76	129.85	129.76	129.72	129.85	129.67	129.92	126.58	

PROFILO Tr3\_07\_20

SEZIONE 11

PROGRESSIVA 300.00



114

200  
200

PROGRESSIVE TERRENO	-20.00	-18.29	-16.09	-14.76		-8.52	-7.17	-5.69	-4.08	0.08	1.56		8.71	13.00	18.04	20.00
PARZIALI TERRENO		1.71	2.20	1.33	6.24	1.35	1.48	1.61	4.16	1.48	7.15	4.29	5.04	1.96		
QUOTE TERRENO	126.96	126.94	126.92	126.91		126.84	126.83	126.82	126.82	126.79	126.78		126.72	126.70	126.68	126.67
PROGRESSIVE PROGETTO					-10.74		-6.50	-5.25	-3.75	0.00	3.75	5.25	6.90	10.05	10.70	15.50
PARZIALI PROGETTO						4.24	1.25	1.50	3.75	3.75	1.50	1.65	3.15	0.65	4.80	
QUOTE PROGETTO					126.87		129.66	129.66	129.70	129.79	129.70	129.66	129.79	129.61	129.86	126.69

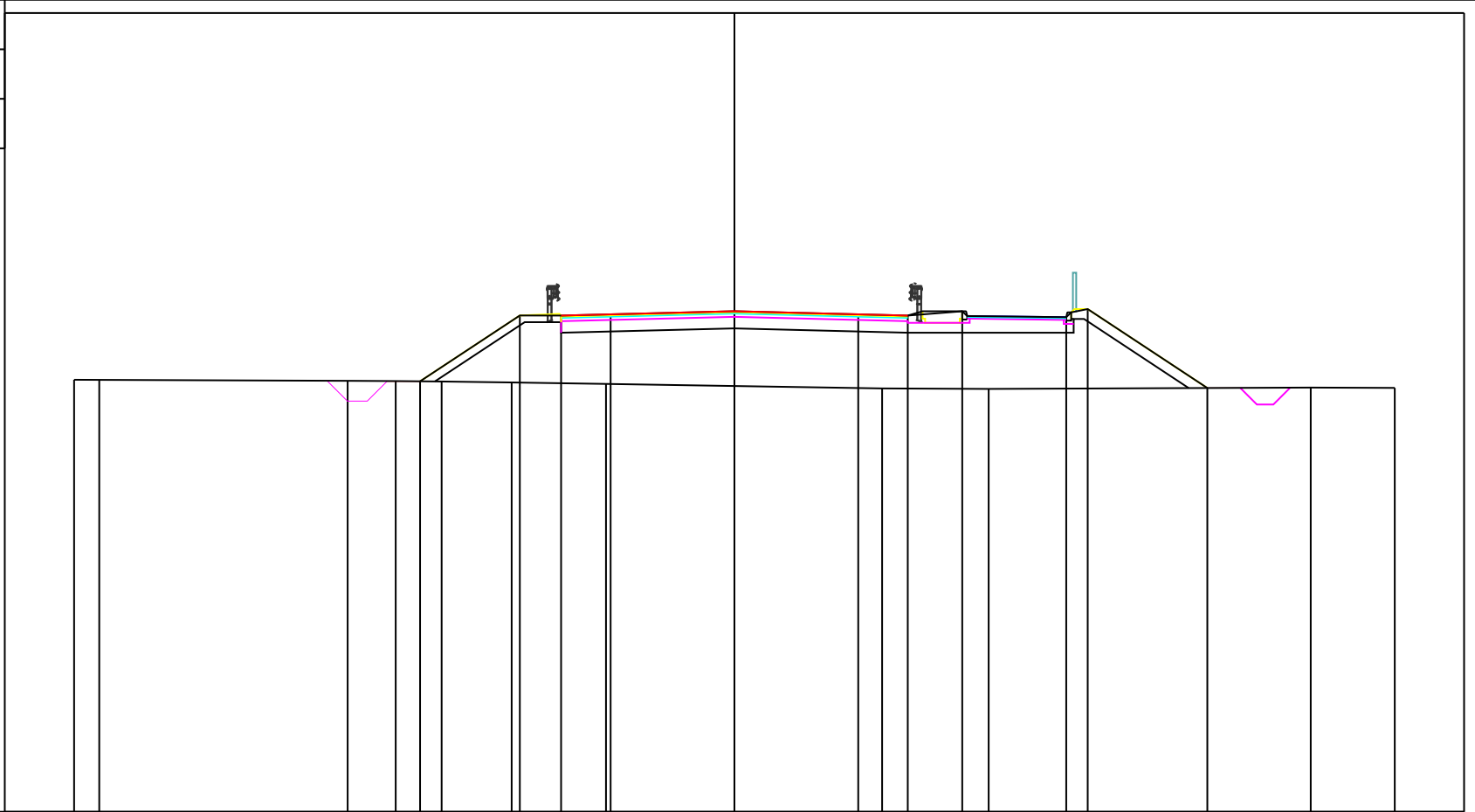


PROFILO Tr3\_07\_20

SEZIONE 13

PROGRESSIVA 360.00

114  
200 200

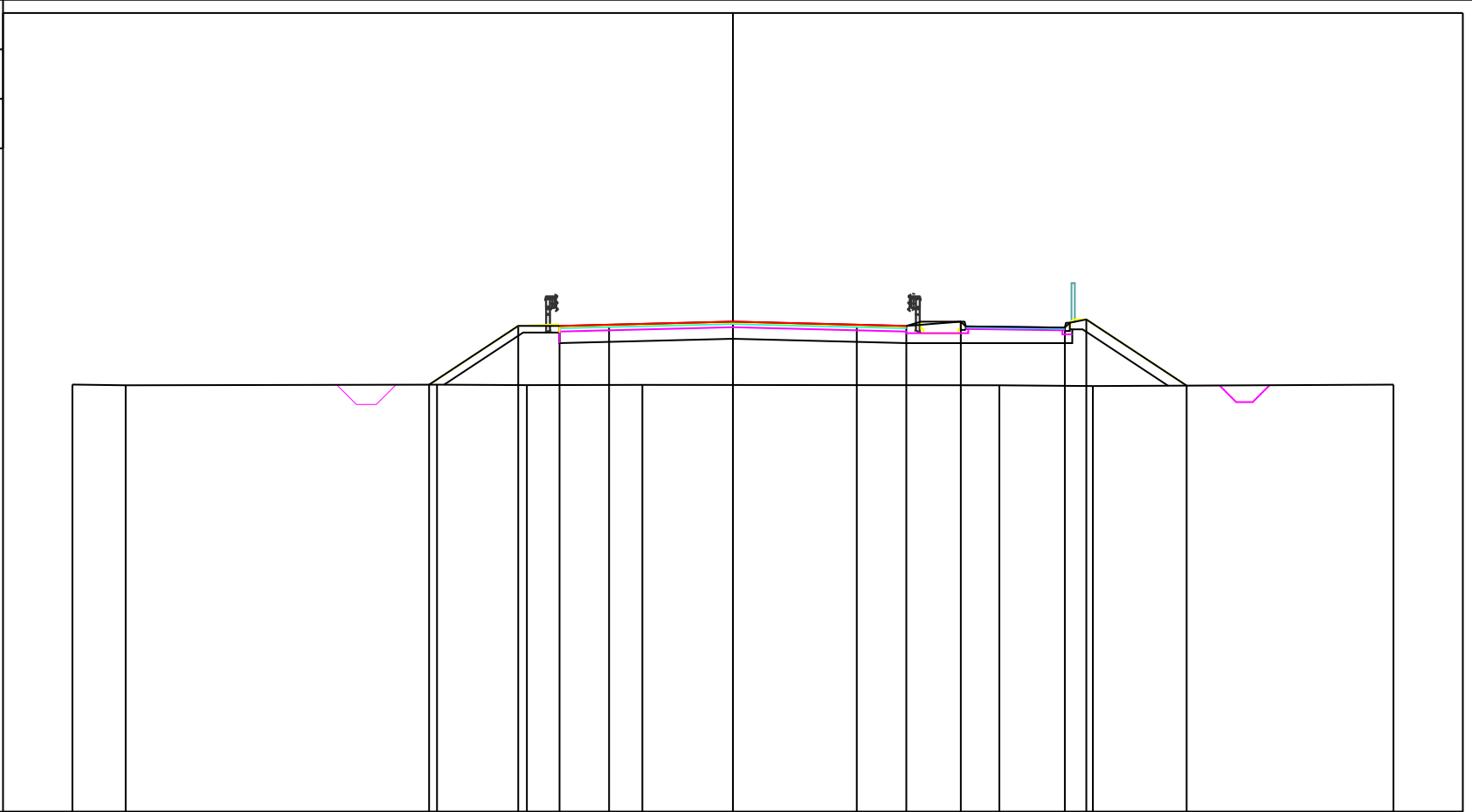


PROGRESSIVE TERRENO	-20.00	-19.24		-11.71	-10.26	-8.87	-6.75	-3.89		4.47	7.70		17.45	20.00
PARZIALI TERRENO	0.76	7.53	1.45	1.39	2.12	2.86	8.36	3.23	9.75	2.55				
QUOTE TERRENO	127.09	127.09	127.06	127.05	127.04	127.01	126.96	126.83	126.81	126.85	126.84			
PROGRESSIVE PROGETTO				-9.52	-6.50	-5.25	-3.75	0.00	3.75	5.25	6.90	10.05	10.70	14.32
PARZIALI PROGETTO				3.02	1.25	1.50	3.75	3.75	1.50	1.65	3.15	0.65	3.62	
QUOTE PROGETTO			127.04	129.04	129.03	129.07	129.16	129.07	129.03	129.16	128.98	129.23	126.84	

PROFILO Tr3\_07\_20

SEZIONE 14

PROGRESSIVA 390.00



114

200 200

PROGRESSIVE TERRENO	-20.00	-18.39		-8.96	-6.24	-2.74			8.07	10.90		20.00		
PARZIALI TERRENO	1.61	9.43		2.72	3.50		10.81		2.83	9.10				
QUOTE TERRENO	126.94	126.92		126.94	126.93	126.93			126.92	126.90		126.94		
PROGRESSIVE PROGETTO				-9.20	-6.50	-5.25	-3.75	0.00	3.75	5.25	6.90	10.05	10.70	13.74
PARZIALI PROGETTO				2.70	1.25	1.50	3.75	3.75	1.50	1.65	3.15	0.65	3.04	
QUOTE PROGETTO				126.94	128.72	128.72	128.76	128.85	128.76	128.72	128.85	128.67	128.92	126.91

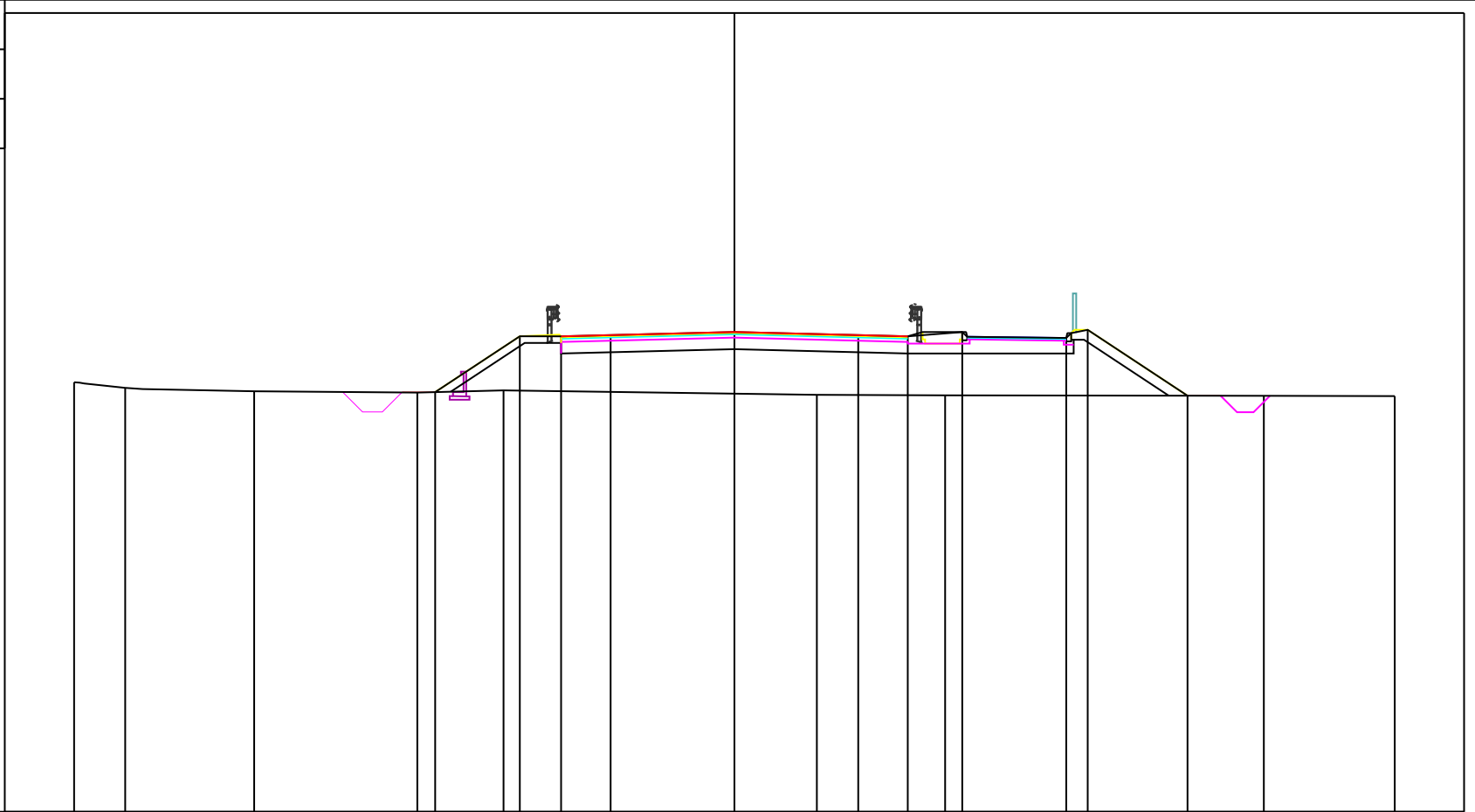


PROFILO Tr3\_07\_20

SEZIONE 15

PROGRESSIVA 420.00

114  
200 200

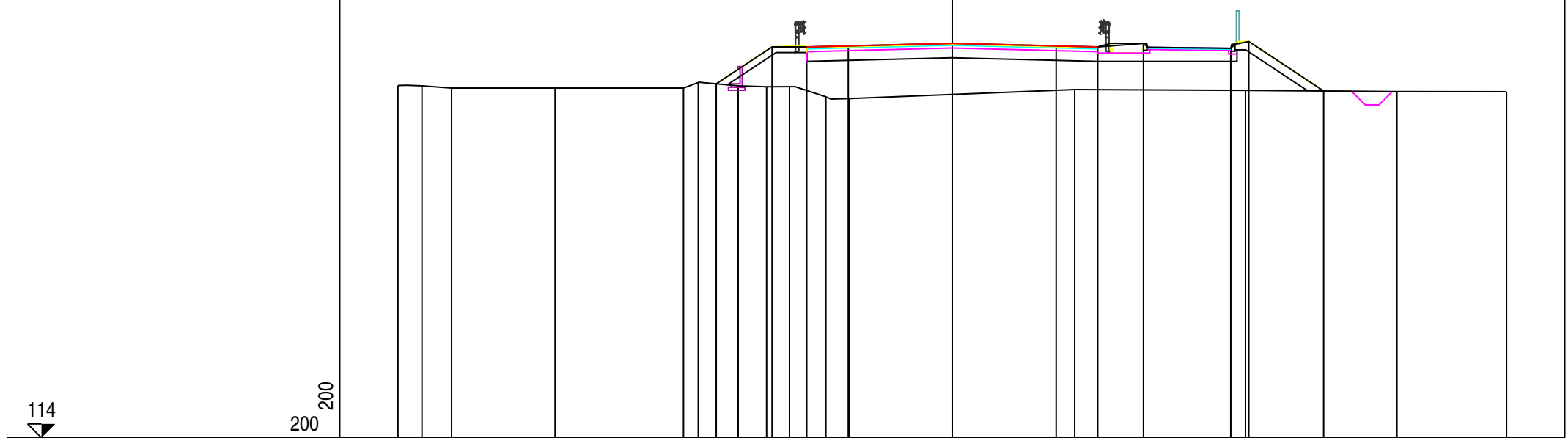


PROGRESSIVE TERRENO	-20.00	-18.45	-14.55	-9.61	-6.99		2.50	6.38		16.03	20.00			
PARZIALI TERRENO	1.55	3.90	4.94	2.62	9.49		3.88	9.65		3.97				
QUOTE TERRENO	127.01	126.84	126.74	126.70	126.77		126.63	126.62		126.60	126.59			
PROGRESSIVE PROGETTO				-9.06	-6.50	-5.25	-3.75	0.00	3.75	5.25	6.90	10.05	10.70	13.72
PARZIALI PROGETTO				2.56	1.25	1.50	3.75	3.75	1.50	1.65	3.15	0.65	3.02	
QUOTE PROGETTO				126.71	128.41	128.40	128.44	128.54	128.44	128.40	128.53	128.35	128.60	126.61

PROFILO Tr3\_07\_20

SEZIONE 16-Tombino

PROGRESSIVA 450.00



200  
200

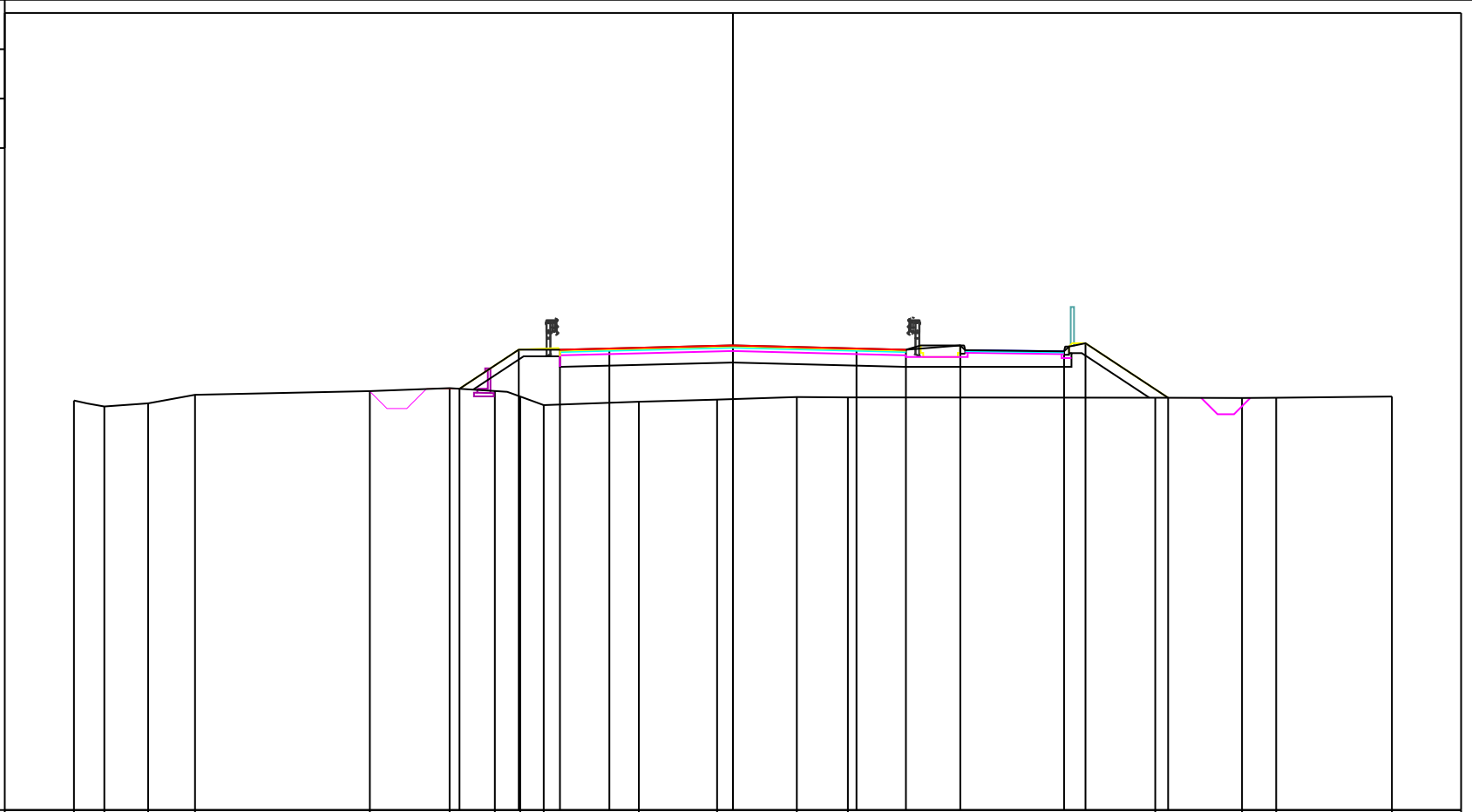
PROGRESSIVE TERRENO	-20.00	-19.13	-18.06	-14.33	-9.70	-9.16	-7.72	-6.70	-5.87	-4.56	-3.72	4.42	10.58	16.04	20.00	
PARZIALI TERRENO	0.87	1.07	3.73	4.63	0.54	1.44	1.02	0.83	1.31	0.84	8.14	6.16	5.46	3.96		
QUOTE TERRENO	126.70	126.69	126.61	126.61	126.61	126.81	126.69	126.66	126.66	126.30	126.23	126.56	126.53	126.48	126.48	
PROGRESSIVE PROGETTO						-8.52	-6.50	-5.25	-3.75	0.00	3.75	5.25	6.90	10.05	10.70	
PARZIALI PROGETTO						2.02	1.25	1.50	3.75	3.75	1.50	1.65	3.15	0.65	2.70	
QUOTE PROGETTO						126.76	128.09	128.09	128.13	128.22	128.13	128.09	128.22	128.04	128.29	126.51

PROFILO Tr3\_07\_20

SEZIONE RT/IRC

PROGRESSIVA 468.16

114  
200 200



PROGRESSIVE TERRENO	-20.00	-19.08	-17.75	-16.33		-11.02	-8.60	-7.23	-6.46	-5.74		-2.86	-0.48	1.94	3.49			12.82	15.45	16.49	20.00
PARZIALI TERRENO		0.92	1.33	1.42		5.31	2.42	1.37	0.77	0.72	2.88	2.38	2.42	1.55		9.33		2.63	1.04		3.51
QUOTE TERRENO	126.43	126.25	126.35	126.61		126.72	126.81	126.72	126.55	126.29		126.40	126.46	126.54	126.53			126.52	126.51	126.52	126.55
PROGRESSIVE PROGETTO							-8.30	-6.50	-5.25	-3.75		0.00		3.75	5.25	6.90		10.05	10.70		13.21
PARZIALI PROGETTO							1.80	1.25	1.50	3.75		3.75	1.50	1.65	3.15	0.65	2.51				
QUOTE PROGETTO							126.79	127.98	127.98	128.01		128.11		128.01	127.98	128.11		127.93	128.17		126.52

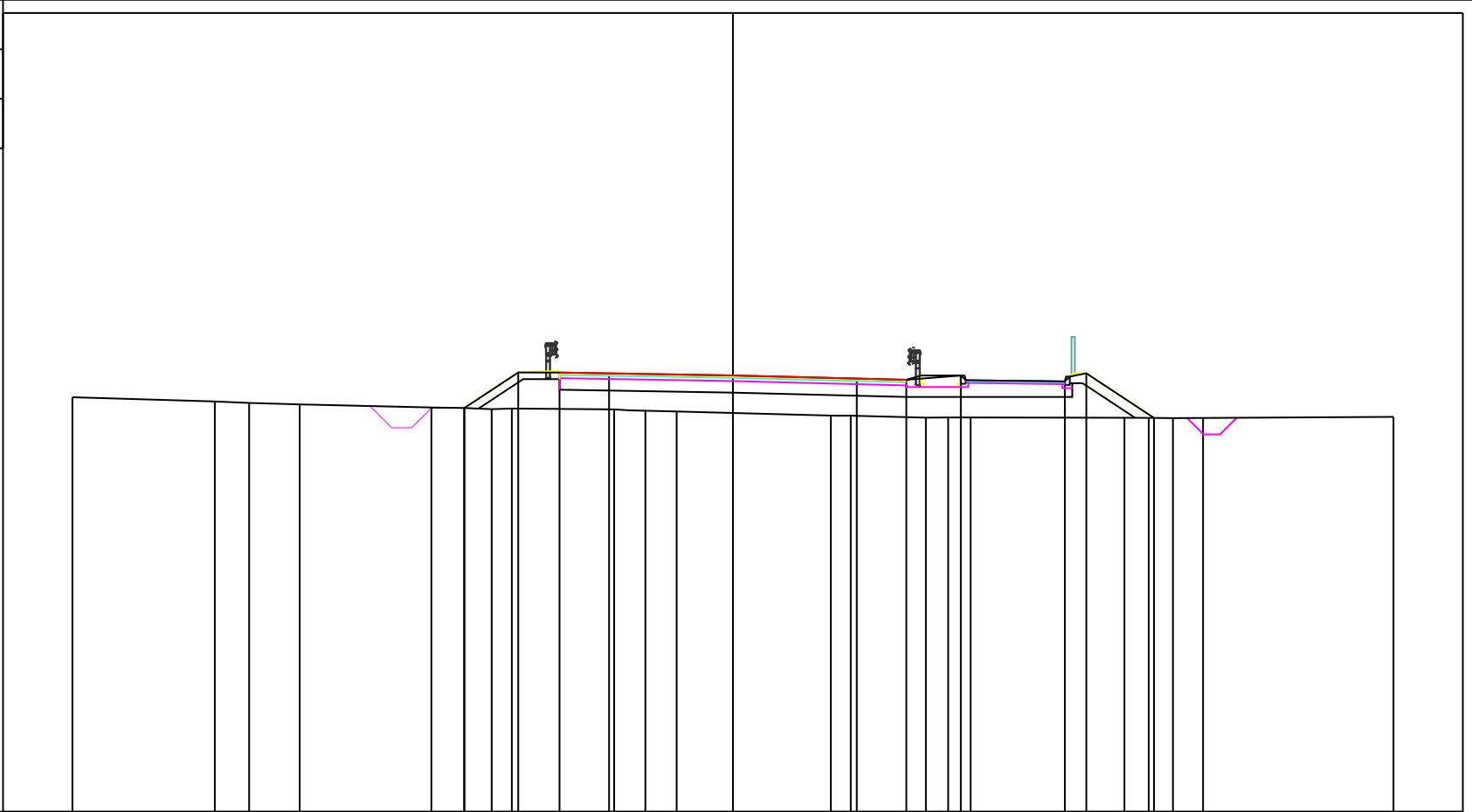


PROFILO Tr3\_07\_20

SEZIONE 18

PROGRESSIVA 510.00

115  
  
 200 200



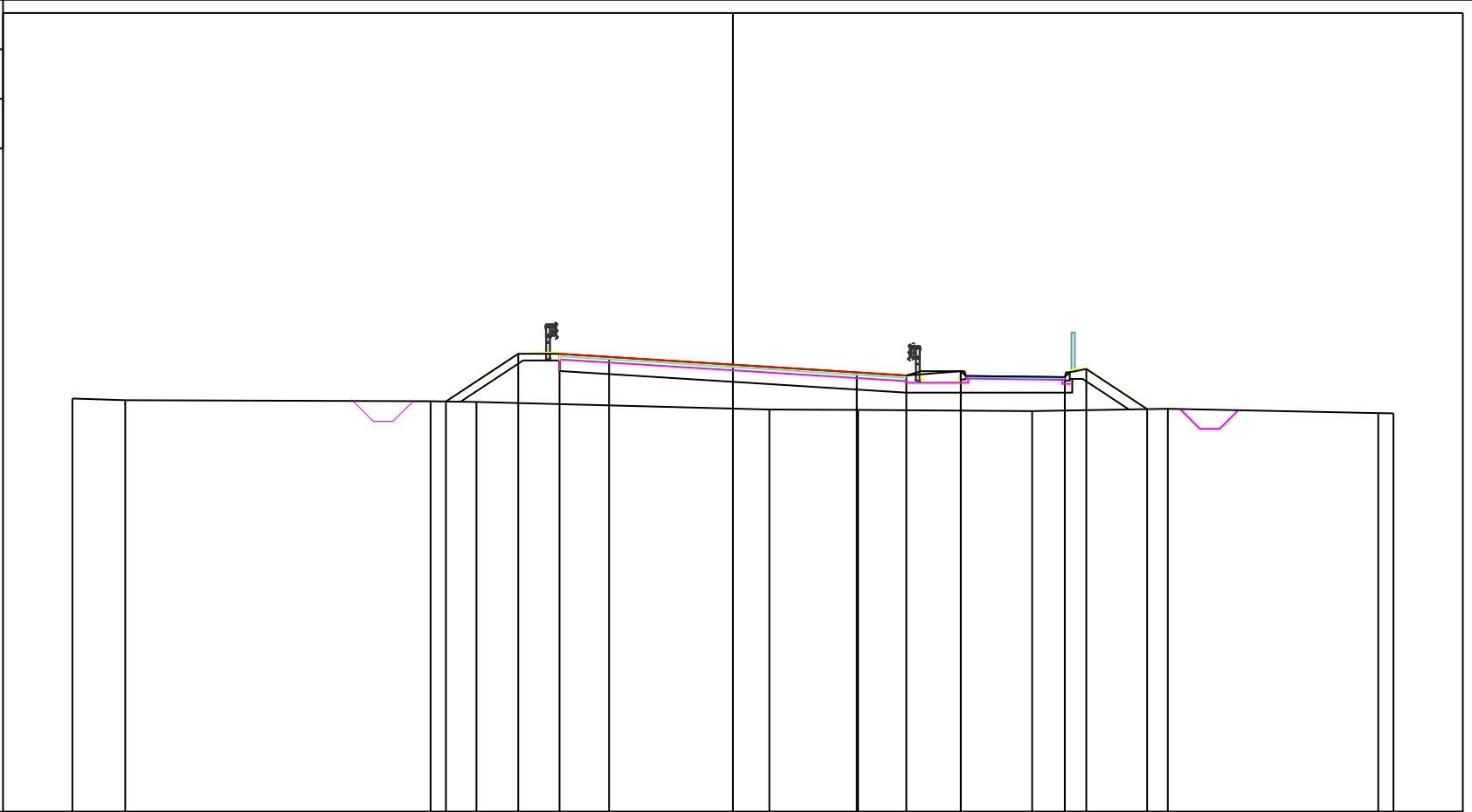
PROGRESSIVE TERRENO	-20.00	-15.69	-14.65	-13.12	-9.13	-8.14	-7.30	-6.69	-3.60	-2.65	-1.70	2.97	3.57	5.84	6.52	7.20	11.85	12.59	13.32	14.23	20.00		
PARZIALI TERRENO		4.31	1.04	1.53	3.99	0.99	0.84	0.61	3.09	0.95	0.95	4.67	0.60	2.27	0.68	0.68	4.65	0.74	0.73	0.91	5.77		
QUOTE TERRENO	127.56	127.43	127.39	127.34	127.25	127.23	127.20	127.22	127.19	127.15	127.13	127.00	127.00	126.94	126.95	126.95	126.94	126.93	126.93	126.93	126.96		
PROGRESSIVE PROGETTO					-8.13	-6.50	-5.25	-3.75	0.00	3.75	5.25	6.90	10.05	10.70	12.75								
PARZIALI PROGETTO					1.63	1.25	1.50	3.75	3.75	1.50	1.65	3.15	0.65	2.05									
QUOTE PROGETTO					127.23	128.31	128.31	128.28	128.22	128.12	128.09	128.22	128.04	128.28	126.93								



PROFILO Tr3\_07\_20

SEZIONE 20

PROGRESSIVA 570.00



115

200

PROGRESSIVE TERRENO	-20.00	-18.40		-9.15	-7.77				1.10	3.79		9.06		13.17		19.54	20.00
PARZIALI TERRENO	1.60	9.25	1.38	8.87	2.69	5.27	4.11	6.37	0.46								
QUOTE TERRENO	127.52	127.47	127.44	127.42	127.19	127.17	127.14	127.21	127.08	127.07							
PROGRESSIVE PROGETTO			-8.69	-6.50	-5.25	-3.75	0.00	3.75	5.25	6.90	10.05	10.70	12.54				
PARZIALI PROGETTO			2.19	1.25	1.50	3.75	3.75	1.50	1.65	3.15	0.65	1.84					
QUOTE PROGETTO			127.43	128.88	128.87	128.78	128.55	128.31	128.22	128.35	128.17	128.41	127.20				

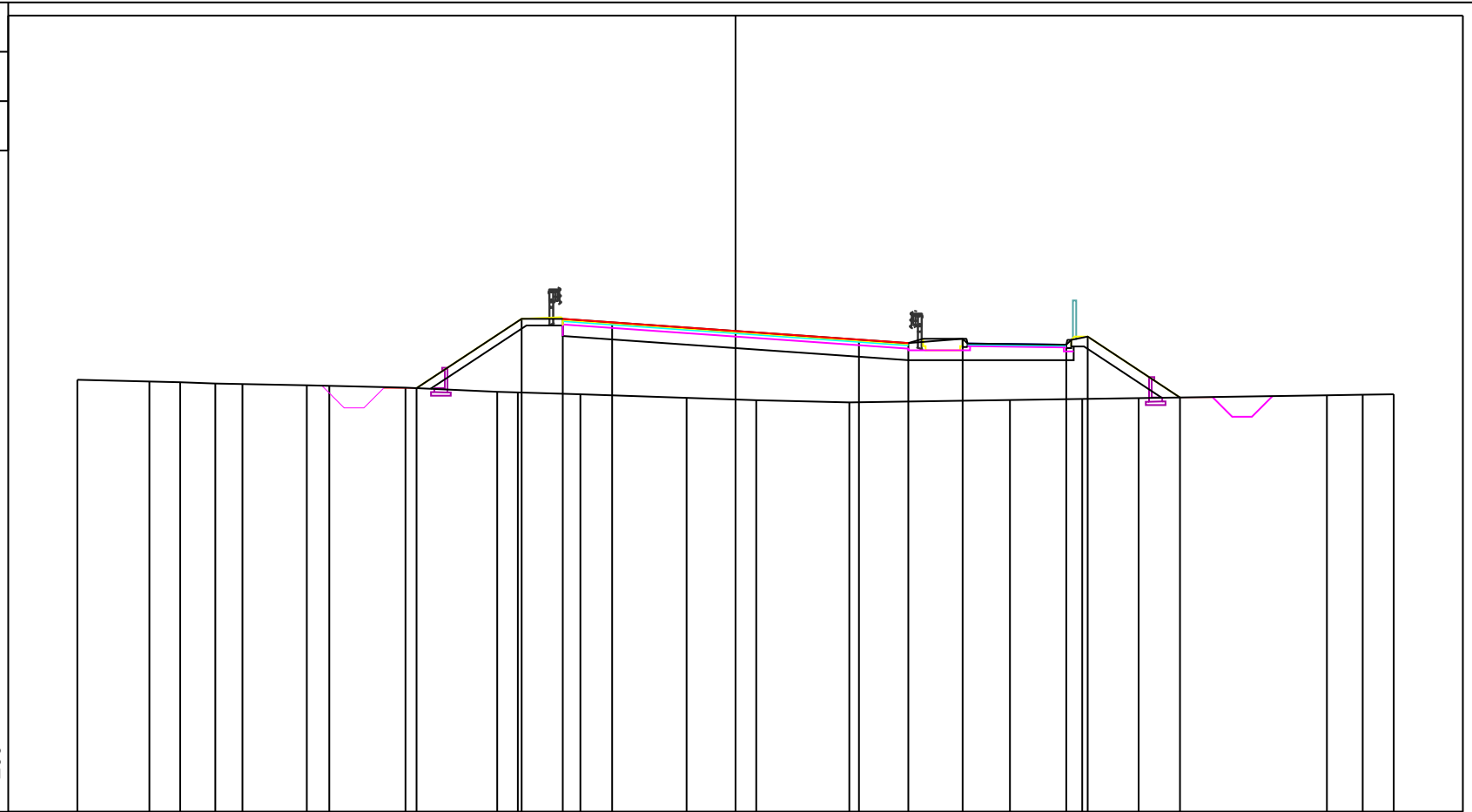




PROFILO Tr3\_07\_20

SEZIONE FRC/IC-21-Tombino

PROGRESSIVA 582.41



114

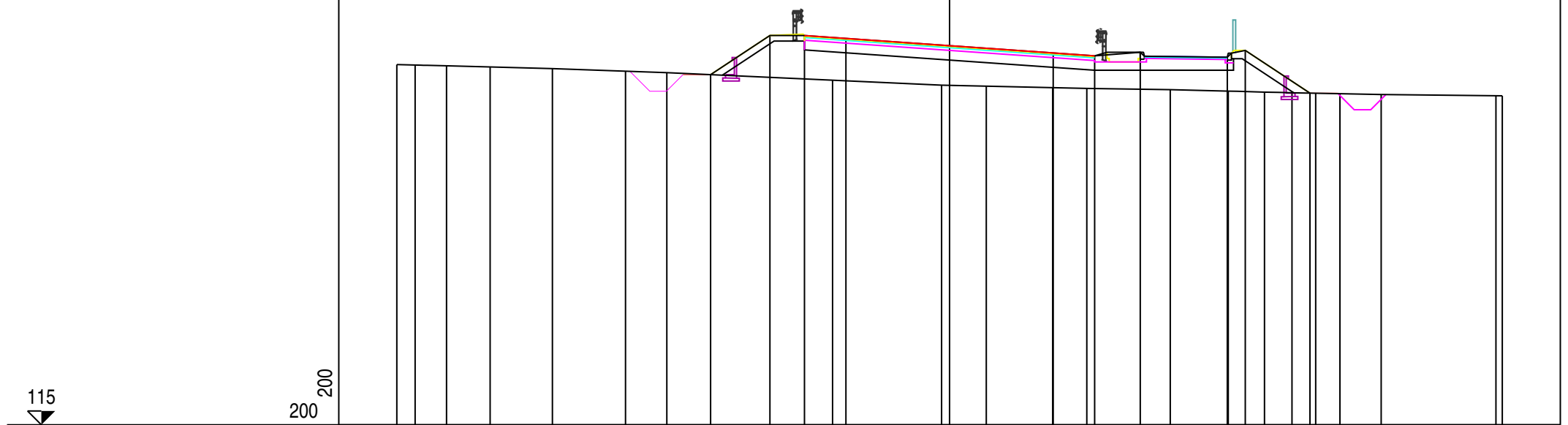
200 200

PROGRESSIVE TERRENO	-20.00	-17.81	-16.87	-15.81	-14.98	-13.03	-12.34	-10.03	-7.24	-6.62	-4.71	-1.49	0.63	3.46	8.34	10.53	12.25	17.97	19.06	20.00
PARZIALI TERRENO	2.19	0.94	1.06	0.83	1.95	0.69	2.31	2.79	0.62	1.91	3.22	2.12	2.83	4.88	2.19	1.72	5.72	1.09	0.94	
QUOTE TERRENO	127.13	127.08	127.06	127.02	127.00	126.96	126.95	126.89	126.76	126.75	126.69	126.58	126.51	126.44	126.51	126.55	126.57	126.66	126.68	126.69
PROGRESSIVE PROGETTO								-9.69	-6.50	-5.25	-3.75	0.00		3.75	5.25	6.90	10.05	10.70		13.50
PARZIALI PROGETTO								3.19	1.25	1.50	3.75	3.75	1.50	1.65	3.15	0.65	2.80			
QUOTE PROGETTO								126.88	128.98	128.98	128.88	128.61	128.35	128.25	128.38	128.20	128.44	126.59		

PROFILO Tr3\_07\_20

SEZIONE 21

PROGRESSIVA 600.00



115

200 200

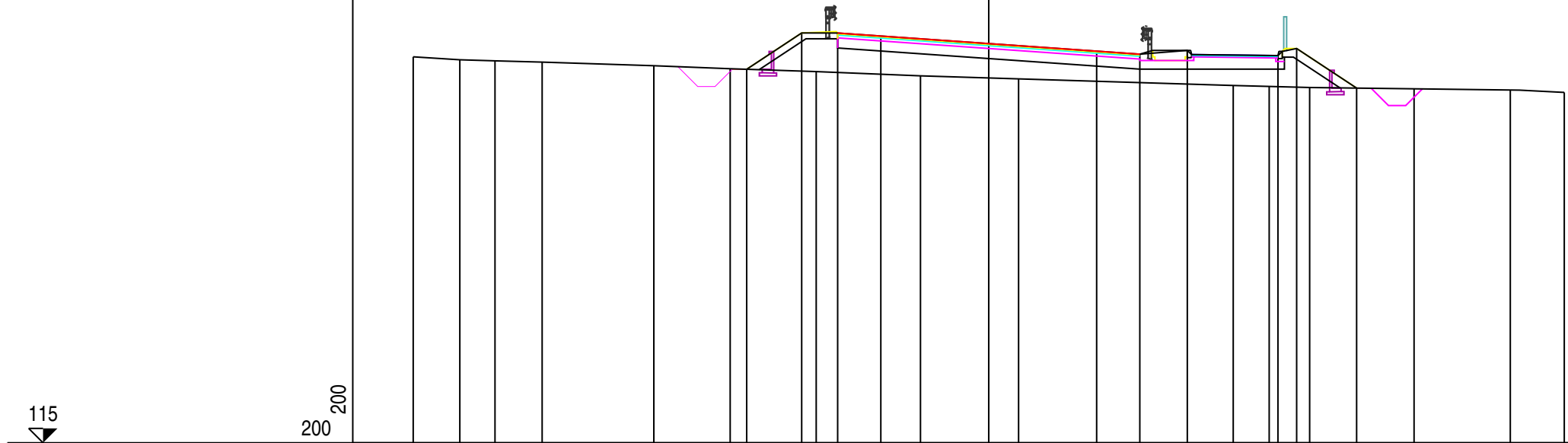
PROGRESSIVE TERRENO	-20.00	-19.34	-18.20	-16.62	-14.37	-11.73	-10.23	-4.23	-0.29	1.33	3.73	4.97	7.99	10.08	11.40	12.39	13.25	14.13	15.62	19.77	20.00
PARZIALI TERRENO	0.66	1.14	1.58	2.25	2.64	1.50	6.00	3.94	1.62	2.40	1.24	3.02	2.09	1.32	0.99	0.86	0.88	1.49	4.15	0.23	
QUOTE TERRENO	128.03	128.01	127.98	127.94	127.88	127.79	127.73	127.46	127.28	127.25	127.19	127.16	127.12	127.07	127.03	127.01	126.99	126.97	126.94	126.90	126.90
PROGRESSIVE PROGETTO							-8.65	-6.50	-5.25	-3.75	0.00	3.75	5.25	6.90	10.05	10.70	13.04				
PARZIALI PROGETTO							2.15	1.25	1.50	3.75	3.75	1.50	1.65	3.15	0.65	2.34					
QUOTE PROGETTO							127.66	129.08	129.08	128.97	128.71	128.45	128.34	128.47	128.29	128.54	126.99				



PROFILO Tr3\_07\_20

SEZIONE 22

PROGRESSIVA 630.00



200  
200

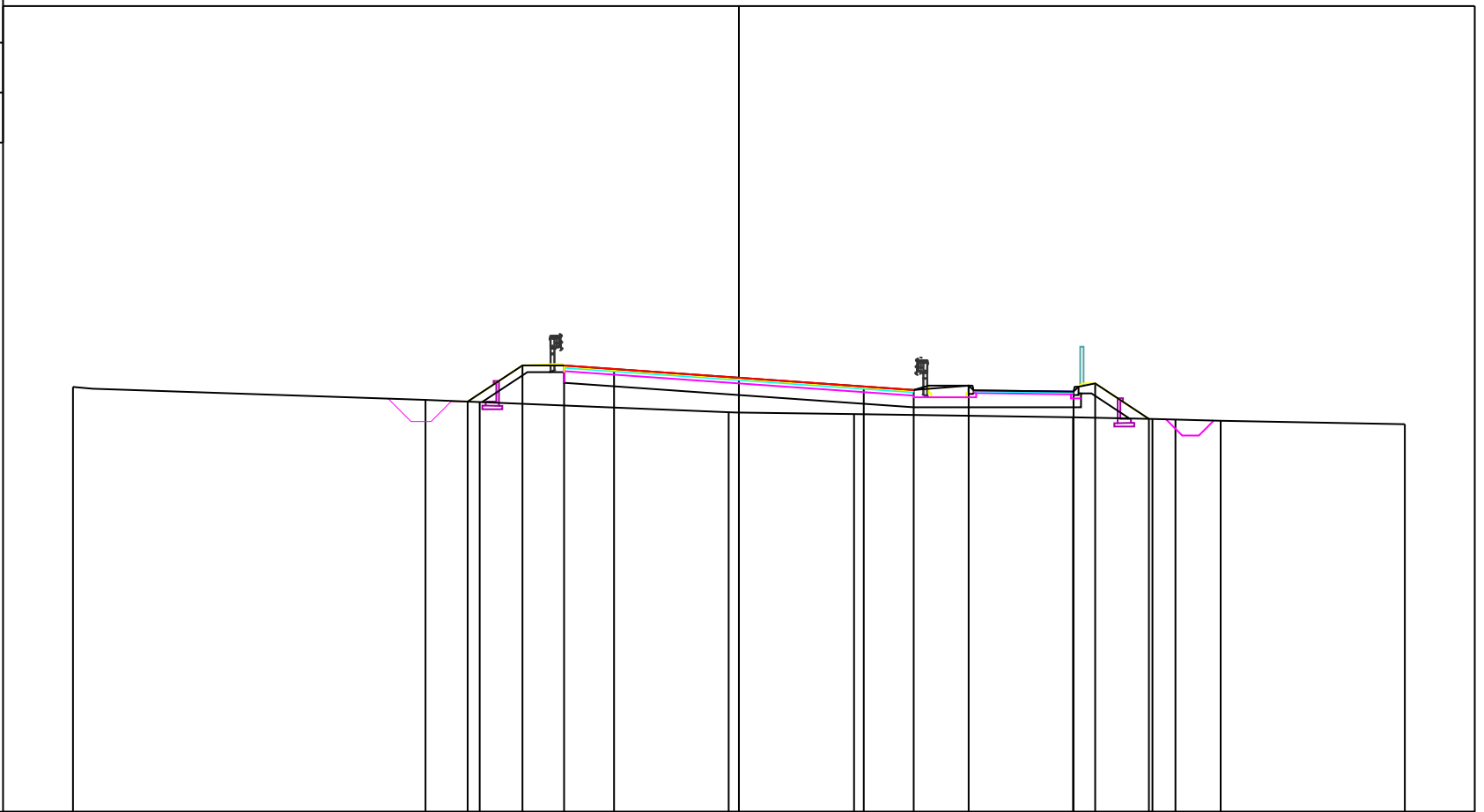
PROGRESSIVE TERRENO	-20.00	-18.38	-17.16	-15.52	-11.64	-8.99	-6.00	-2.37	1.04	8.50	9.75	11.15	14.78	18.12	20.00	
PARZIALI TERRENO	1.62	1.22	1.64	3.88	2.65	2.99	3.63	3.41	7.46	1.25	1.40	3.63	3.34	1.88		
QUOTE TERRENO	128.41	128.31	128.27	128.23	128.10	128.00	127.90	127.75	127.65	127.42	127.38	127.35	127.30	127.26	127.18	
PROGRESSIVE PROGETTO						-8.41	-6.50	-5.25	-3.75	0.00	3.75	5.25	6.90	10.05	10.70	
PARZIALI PROGETTO						1.91	1.25	1.50	3.75	3.75	1.50	1.65	3.15	0.65	2.08	
QUOTE PROGETTO						127.98	129.24	129.24	129.14	128.87	128.61	128.51	128.64	128.46	128.70	127.33

PROFILO Tr3\_07\_20

SEZIONE 23

PROGRESSIVA 660.00

116  
200 200



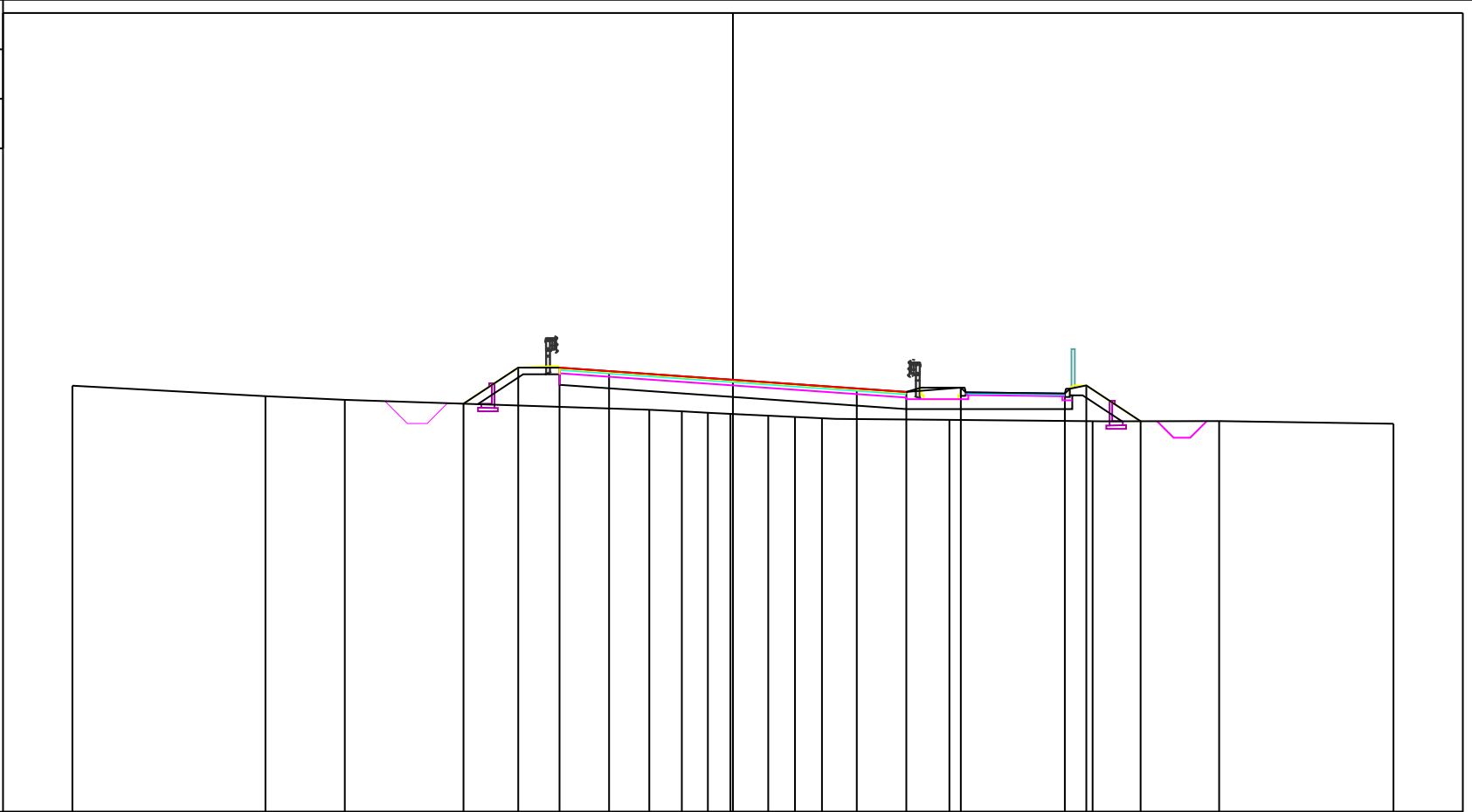
PROGRESSIVE TERRENO	-20.00	-9.41	-7.79		-0.31	3.46		10.04	12.42	13.11	14.47	20.00	
PARZIALI TERRENO		10.59	1.62	7.48	3.77	6.58	2.38	0.69	1.36	5.53			
QUOTE TERRENO	128.76	128.37	128.31		128.00	127.94		127.85	127.80	127.78	127.74	127.64	
PROGRESSIVE PROGETTO			-8.15	-6.50	-5.25	-3.75	0.00	3.75	5.25	6.90	10.05	10.70	12.31
PARZIALI PROGETTO			1.65	1.25	1.50	3.75	3.75	1.50	1.65	3.15	0.65	1.61	
QUOTE PROGETTO			128.32	129.41	129.40	129.30	129.04	128.77	128.67	128.80	128.62	128.87	127.80

PROFILO Tr3\_07\_20

SEZIONE FC/IRC

PROGRESSIVA 669.25

116  
200 200



PROGRESSIVE TERRENO	-20.00	-14.15	-11.75		-2.53	-1.55	-0.76	-0.08	1.07	1.88	2.70		6.55	10.89	14.72	20.00
PARZIALI TERRENO		5.85	2.40	9.22	0.98	0.79	0.68	1.15	0.81	0.82	3.85	4.34	3.83	5.28		
QUOTE TERRENO	128.91	128.59	128.48		128.18	128.13	128.09	128.05	128.00	127.96	127.92		127.87	127.83	127.84	127.76
PROGRESSIVE PROGETTO				-8.16	-6.50	-5.25	-3.75	0.00			3.75	5.25	6.90	10.05	10.70	12.34
PARZIALI PROGETTO				1.66	1.25	1.50	3.75		3.75	1.50	1.65	3.15	0.65	1.64		
QUOTE PROGETTO				128.36	129.46	129.45	129.35	129.09		128.82	128.72	128.85	128.67	128.92	127.83	







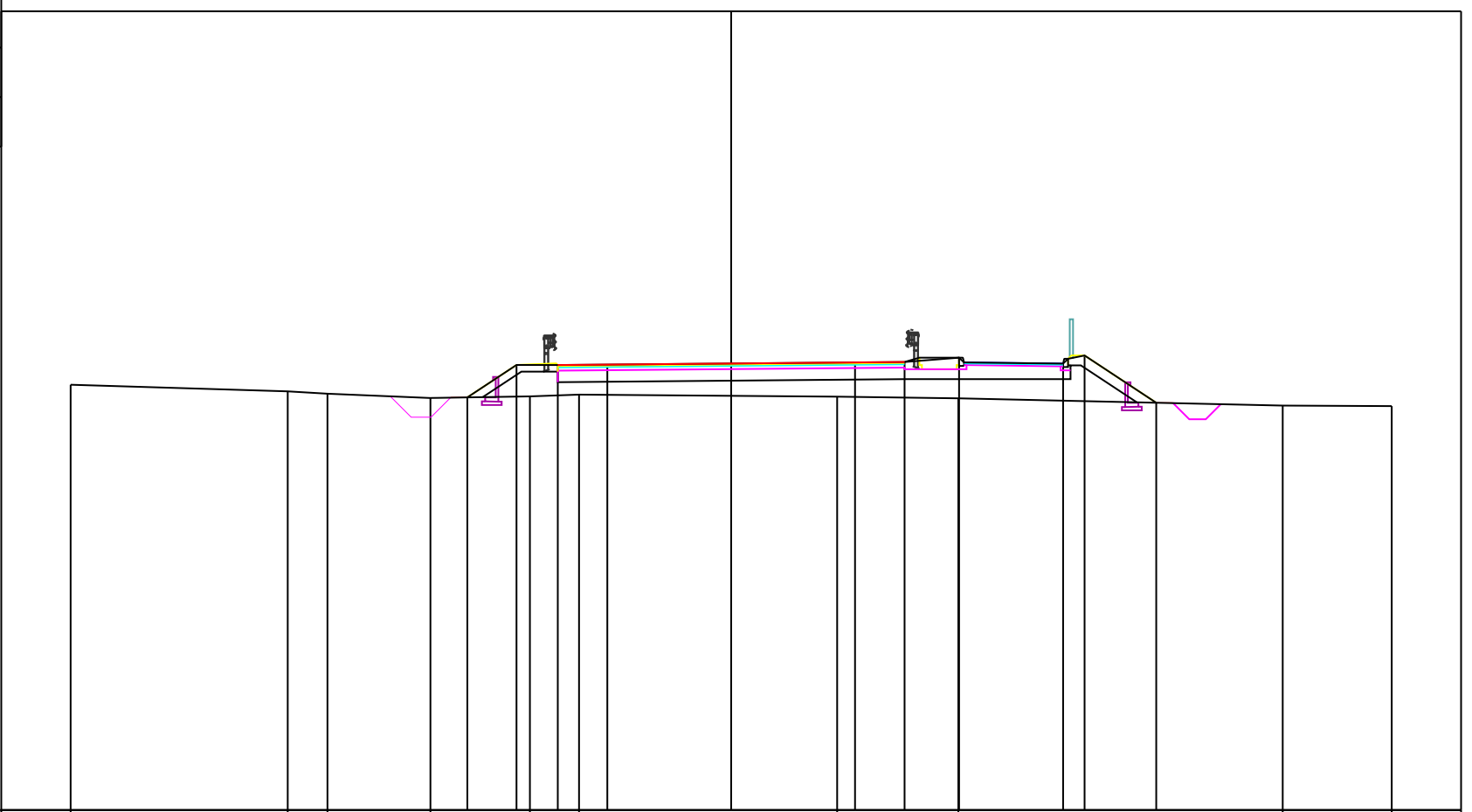


PROFILO Tr3\_07\_20

SEZIONE 26

PROGRESSIVA 750.00

116  
200 200



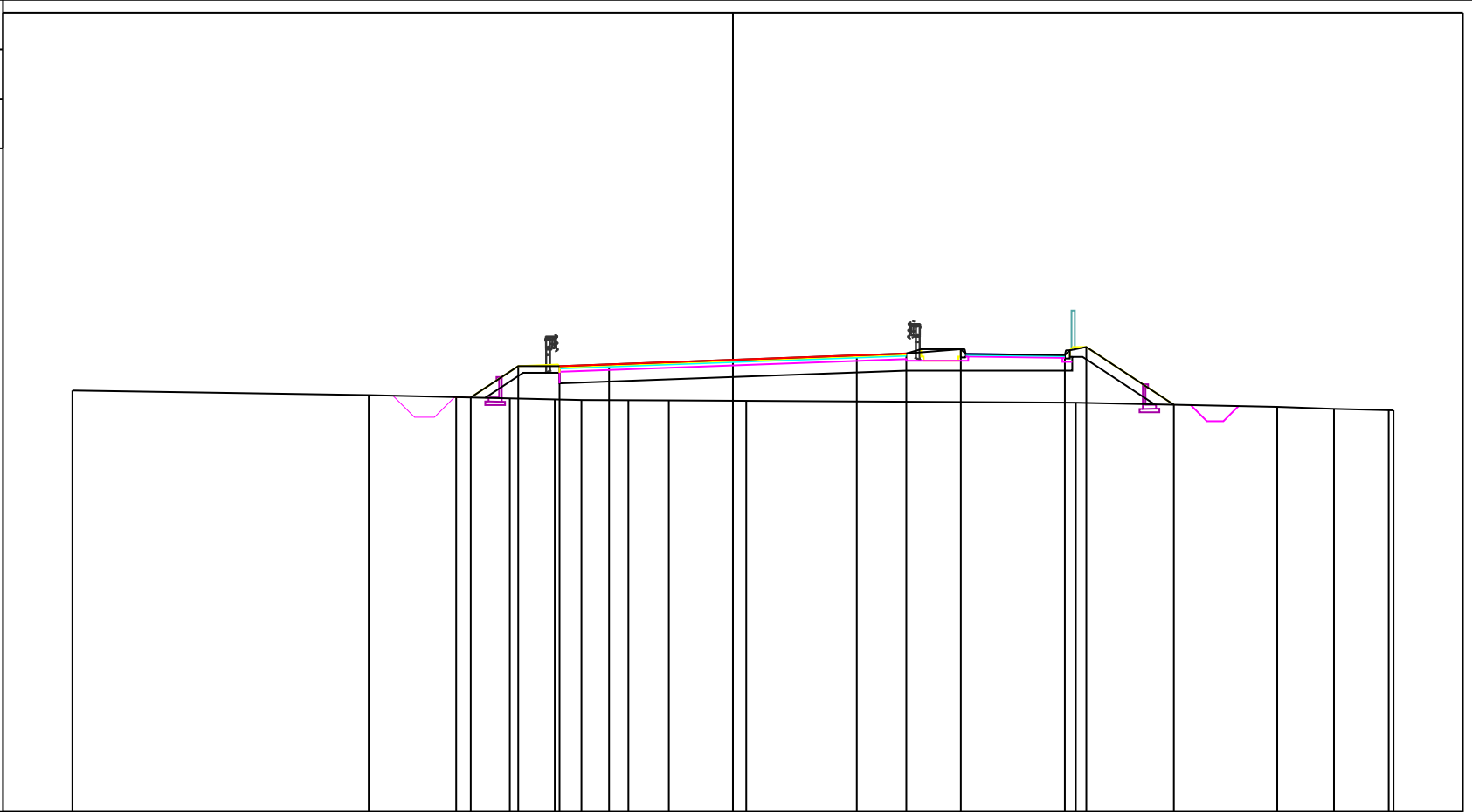
PROGRESSIVE TERRENO	-20.00	-13.43	-12.22	-9.11	-6.09	-4.61		3.21	6.88		16.70	20.00		
PARZIALI TERRENO		6.57	1.21	3.11	3.02	1.48	7.82	3.67	9.82		3.30			
QUOTE TERRENO	128.88	128.68	128.61	128.48	128.53	128.59		128.52	128.47		128.25	128.24		
PROGRESSIVE PROGETTO				-7.99	-6.50	-5.25	-3.75	0.00	3.75	5.25	6.90	10.05	10.70	12.87
PARZIALI PROGETTO				1.49	1.25	1.50	3.75	3.75	1.50	1.65	3.15	0.65	2.17	
QUOTE PROGETTO				128.50	129.48	129.48	129.49	129.53	129.56	129.57	129.70	129.52	129.77	128.34

PROFILO Tr3\_07\_20

SEZIONE 27

PROGRESSIVA 780.00

116  
200  
200



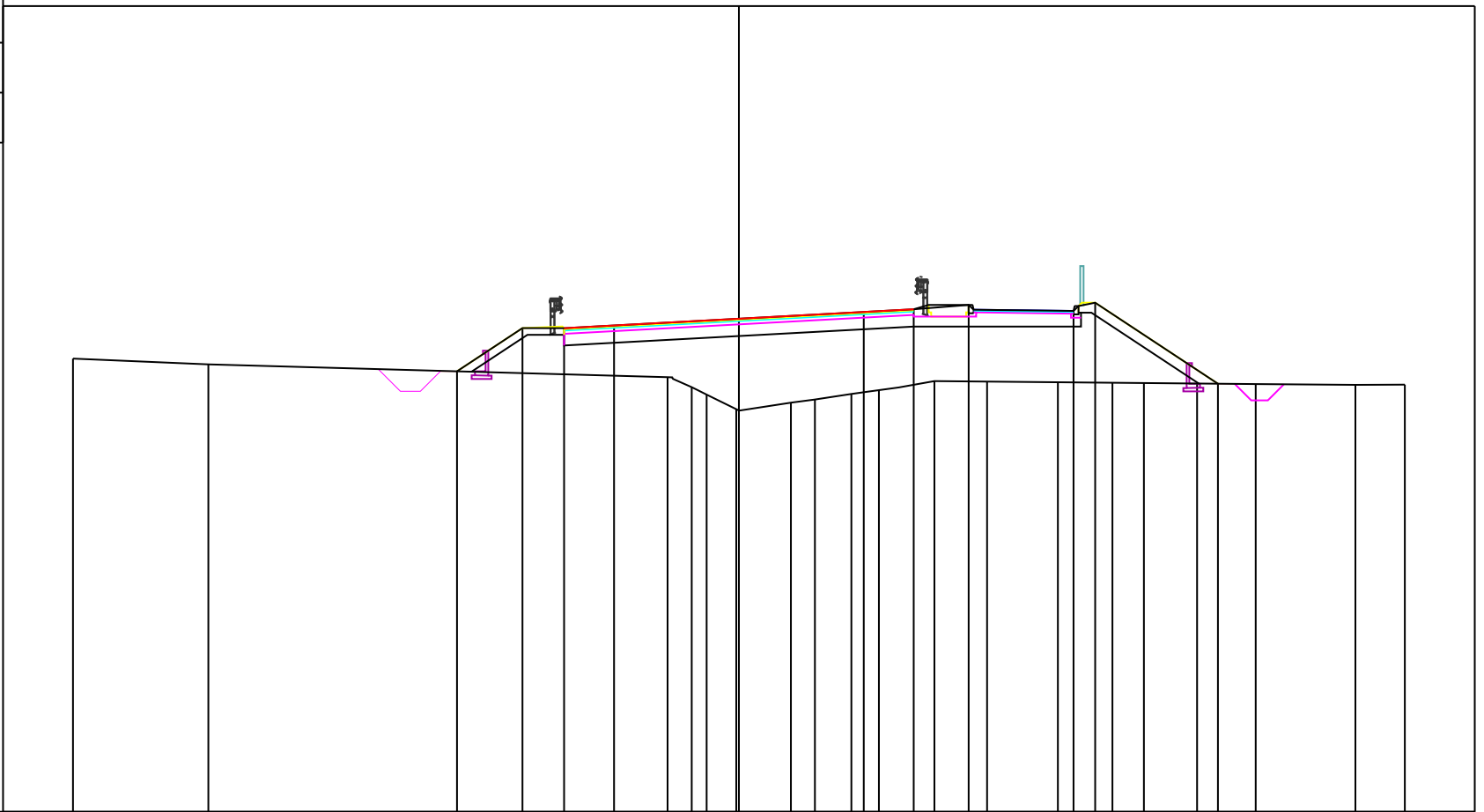
PROGRESSIVE TERRENO	-20.00	-11.03	-8.38	-6.76	-5.39	-4.59	-3.17	-1.94	0.40				10.38		16.48	18.20	19.85	20.00
PARZIALI TERRENO		8.97	2.65	1.62	1.37	0.80	1.42	1.23	2.34		9.98		6.10		1.72	1.65	0.15	
QUOTE TERRENO	128.76	128.62	128.56	128.52	128.49	128.47	128.47	128.46	128.45				128.39		128.27	128.21	128.16	128.16
PROGRESSIVE PROGETTO			-7.94	-6.50	-5.25	-3.75		0.00			3.75	5.25	6.90	10.05	10.70		13.35	
PARZIALI PROGETTO				1.44	1.25	1.50		3.75		3.75	1.50	1.65	3.15	0.65	2.65			
QUOTE PROGETTO			128.55	129.50	129.50	129.55		129.69		129.83	129.88	130.01		129.83	130.08		128.33	

PROFILO Tr3\_07\_20

SEZIONE 27-28-Tombino

PROGRESSIVA 800.66

115  
200 200

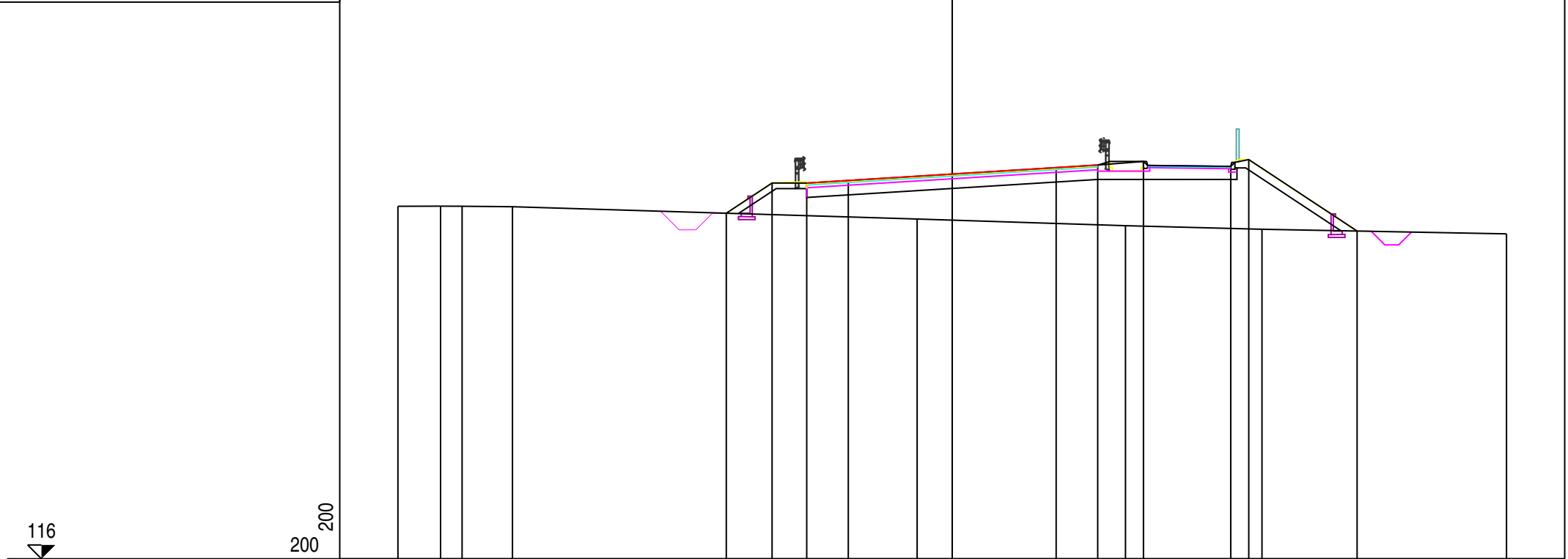


PROGRESSIVE TERRENO	-20.00	-15.93				-2.14	-1.42	-0.97	-0.08		1.56	2.28	3.38	4.20	5.87	7.45	9.58	11.22	12.16	13.76	15.52	18.52	20.00
PARZIALI TERRENO		4.07		13.79		0.72	0.45	0.89	1.64	0.72	1.10	0.82	1.67	1.58	2.13	1.64	0.94	1.60	1.76	3.00	1.48		
QUOTE TERRENO	128.61	128.44				128.05	127.75	127.53	127.09	127.29	127.38	127.55	127.66	127.94	127.92	127.90	127.89	127.88	127.86	127.85		127.82	127.83
PROGRESSIVE PROGETTO			-8.47	-6.50	-5.25	-3.75			0.00			3.75	5.25	6.90		10.05	10.70			14.39			
PARZIALI PROGETTO			1.97	1.25	1.50		3.75			3.75		1.50	1.65	3.15		0.65	3.69						
QUOTE PROGETTO			128.23	129.53	129.53	129.61			129.81			130.01	130.09	130.22		130.04	130.29			127.86			

PROFILO Tr3\_07\_20

SEZIONE 28

PROGRESSIVA 810.00



PROGRESSIVE TERRENO	-20.00	-18.46	-17.69	-15.87		-1.27		6.25		11.18		20.00			
PARZIALI TERRENO		1.54	0.77	1.82	14.60		7.52		4.93		8.82				
QUOTE TERRENO	128.73	128.73	128.73	128.71		128.27		128.03		127.90		127.73			
PROGRESSIVE PROGETTO					-8.15	-6.50	-5.25	-3.75	0.00	3.75	5.25	6.90	10.05	10.70	14.61
PARZIALI PROGETTO					1.65	1.25	1.50	3.75		3.75	1.50	1.65	3.15	0.65	3.91
QUOTE PROGETTO					128.48	129.57	129.57	129.66	129.89	130.12	130.22	130.35	130.17	130.41	127.83

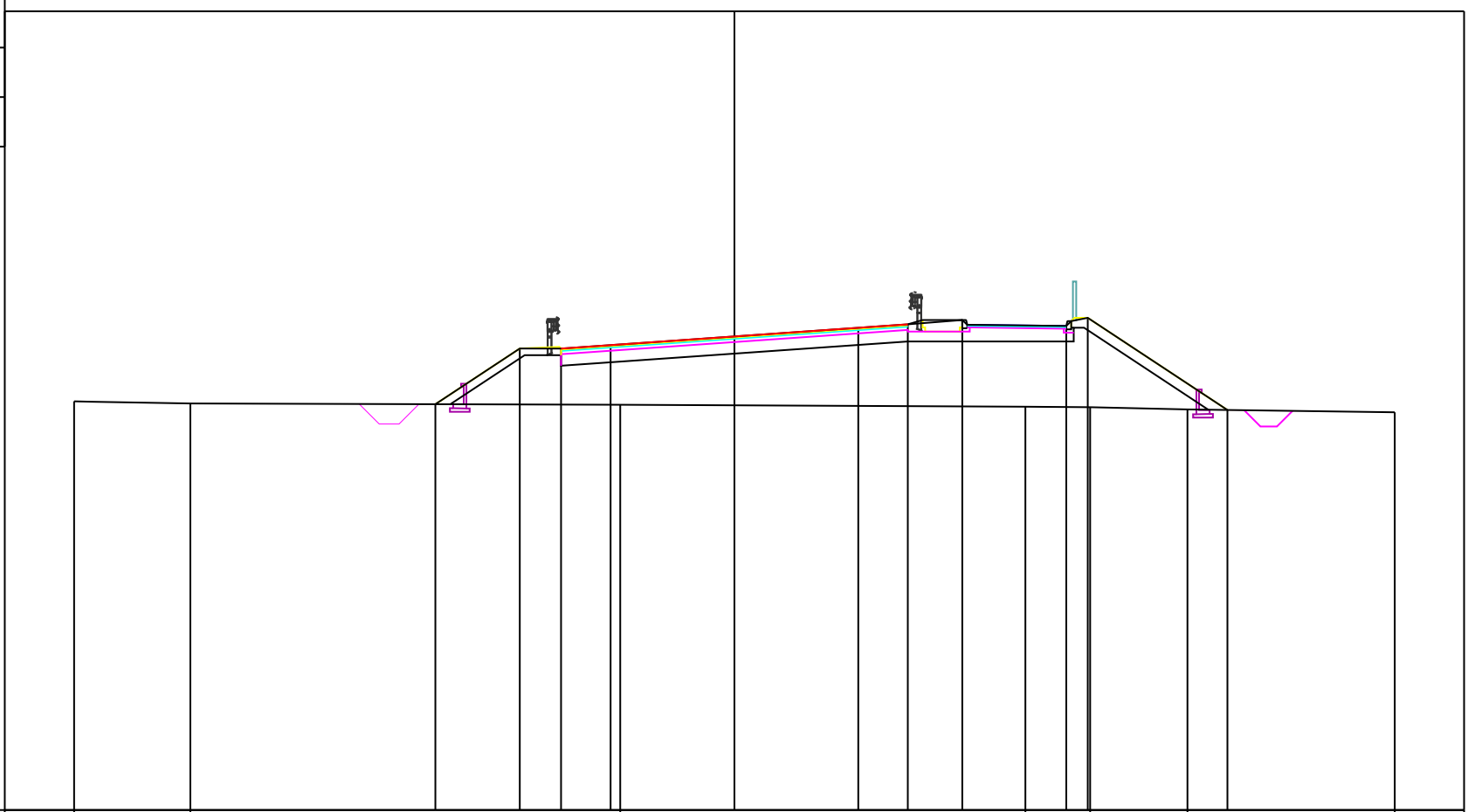


PROFILO Tr3\_07\_20

SEZIONE 29

PROGRESSIVA 840.00

116  
200 200

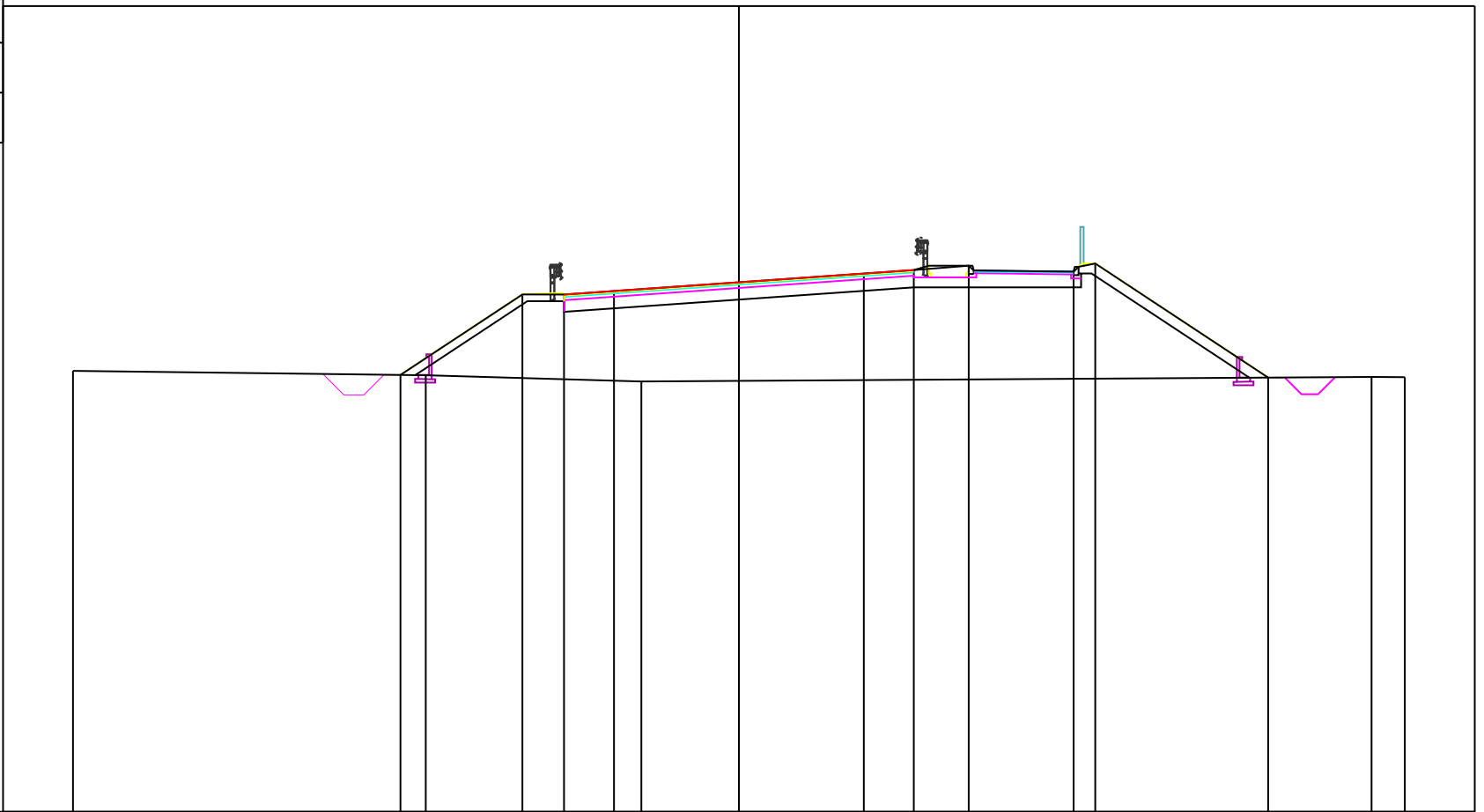


PROGRESSIVE TERRENO	-20.00	-16.48				-3.46						8.81	10.77	13.72	20.00
PARZIALI TERRENO		3.52		13.02						12.27		1.96	2.95	6.28	
QUOTE TERRENO	128.38	128.32				128.28						128.22	128.20	128.14	128.05
PROGRESSIVE PROGETTO				-9.06	-6.50	-5.25	-3.75	0.00		3.75	5.25	6.90	10.05	10.70	14.93
PARZIALI PROGETTO				2.56	1.25	1.50	3.75		3.75	1.50	1.65	3.15	0.65	4.23	
QUOTE PROGETTO				128.29	129.98	129.98	130.09	130.35		130.61	130.72	130.85	130.67	130.91	128.12

PROFILO Tr3\_07\_20

SEZIONE 30

PROGRESSIVA 870.00



115

200  
200

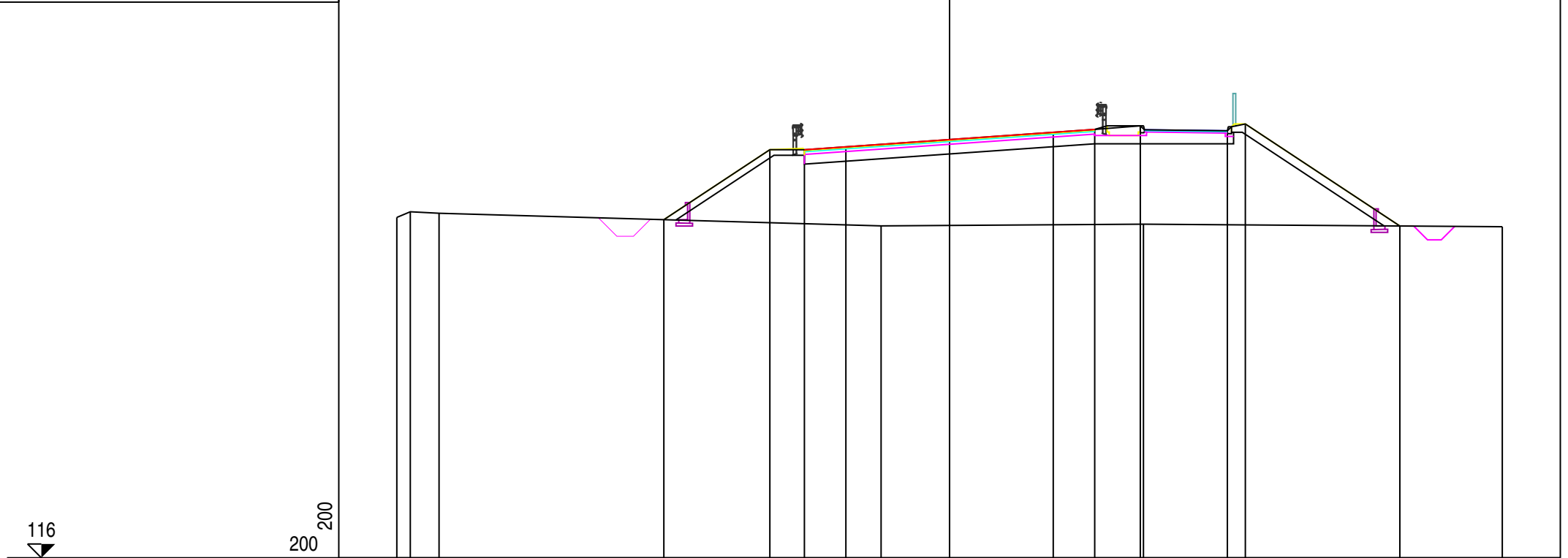
PROGRESSIVE TERRENO	-20.00	-9.40	-2.93											19.00	20.00
PARZIALI TERRENO		10.60	6.47											1.00	
QUOTE TERRENO	128.24	128.11	127.92											128.06	128.05
PROGRESSIVE PROGETTO		-10.16	-6.50	-5.25	-3.75	0.00	3.75	5.25	6.90	10.05	10.70		15.89		
PARZIALI PROGETTO		3.66	1.25	1.50	3.75	3.75	1.50	1.65	3.15	0.65	5.19				
QUOTE PROGETTO		128.12	130.54	130.54	130.64	130.90	131.17	131.27	131.40	131.22	131.47		128.04		



PROFILO Tr3\_07\_20

SEZIONE B-3

PROGRESSIVA 882.09



200  
200

PROGRESSIVE TERRENO		-20.00	-19.51	-18.47		-2.48		7.02		20.00						
PARZIALI TERRENO		0.49	1.04		15.99			9.50		12.98						
QUOTE TERRENO		128.31	128.52	128.46		128.01		128.07		127.98						
PROGRESSIVE PROGETTO					-10.34	-6.50	-5.25	-3.75	0.00	3.75	5.25	6.90	10.05	10.70	16.29	
PARZIALI PROGETTO					3.84	1.25	1.50	3.75		3.75	1.50	1.65	3.15	0.65	5.59	
QUOTE PROGETTO					128.23	130.76	130.76	130.86	131.13		131.39	131.50	131.63	131.45	131.69	128.00

